

# MOTORCYCLE TYRE GUIDE 2022



POWER IS NOTHING WITHOUT CONTROL





New Pirelli Diablo Rosso™ IV.

**AS HOT  
AS HELL.**



Great performance, easy handling  
and outstanding grip, even on wet surfaces.

**DIABLO**  
ROSSO **IV**



POWER IS NOTHING WITHOUT CONTROL

# TYRE RANGE

## RACING

CONTEMPORARY	8 - 11
CLASSIC	12

## STREET

SUPERSPORT	14 - 20
SPORT TOURING	21 - 24
CRUISER & TOURERS	25 - 26
URBAN	27

## ON/OFF-ROAD (Adventure/Dual Purpose)

ENDURO STREET	30 - 31
ENDURO ON/OFF	32 - 34

## OFF-ROAD

PROFESSIONAL MOTOCROSS GP AND SUPERCROSS	40 - 41
TRAINING AND VINTAGE MOTOCROSS	42
CROSS COUNTRY	43
TRIAL	44

## MOUSSE 45

## SCOOTER

RACING	48
SPORT	49
URBAN / ON/OFF	50 - 51

## FLAP & TUBES 52

## TUBES 53 - 56

## TECHNICAL INFORMATION 57

Follow Pirelli Moto on:



### Safety Warning!

Improper use may be dangerous. Always follow tyre manufacturer's instructions. The tyres presented are for use only on vehicles for which "motorcycle tyres" were originally specified by the manufacturer. Any other use could be dangerous.

Technical details are subject to changes. Although every care has been taken with the production of this leaflet and the information herein PIRELLI accepts no liability for loss or damage resulting from errors or omissions. With this edition all previous editions become void.



RACING

NEW SIZES



DIABLO™ SUPERBIKE

NEW SIZES



DIABLO™ WET

NEW SIZES



DIABLO™ RAIN

NEW SIZES



DIABLO™ SUPERCORSA SC

NEW SIZES



PHANTOM™ SPORTSCOMP RS

PAGE 8-12

CONTEMPORARY

CLASSIC

STREET

NEW PRODUCT



DIABLO™ SUPERCORSA SP



DIABLO ROSSO™ IV CORSA

PHASE OUT



DIABLO ROSSO™ CORSA II

SUPERSPORT

NEW SIZES



DIABLO ROSSO™ IV



DIABLO ROSSO™ III



DIABLO ROSSO™ II



PHANTOM™ SPORTSCOMP



SPORT DEMON™

SUPERSPORT



ANGEL™ GT II



ANGEL™ GT



ANGEL™ ST



ANGEL™ City

SPORT TOURING



NIGHT DRAGON™



ROUTE MT 66™



CITY DEMON™



MANDRAKE™ MT 15

CRUISER & TOURERS

URBAN

PAGE 14-27

SCOOTER

NEW SIZES



DIABLO ROSSO™ SCOOTER SC

RACING



DIABLO ROSSO™ SCOOTER

SPORT



ANGEL™ SCOOTER



SC 30™

URBAN



SL 60™



SL 90™

ON/OFF

PAGE 48-51



is a trademark and it is the distinctive sign of the tread pattern of Pirelli DIABLO ROSSO™ CORSA II tyres.



is a trademark of Pirelli Tyre S.p.A.



ON/OFF-ROAD (Adventure/Dual Purpose)



SCORPION™ TRAIL II



MT 60™ RS



MT 60™

ENDURO STREET



SCORPION™ RALLY STR



SCORPION™ MT 90 A/T

NEW SIZES



SCORPION™ RALLY



MT 21™ RALLYCROSS

PAGE 30-34

ENDURO ON/OFF

OFF-ROAD



SCORPION™ MX SOFT

NEW SIZES



SCORPION™ MX32™\* MID SOFT

NEW SIZES



SCORPION™ MX32™\* MID HARD

PROFESSIONAL MOTOCROSS GP AND SUPERCROSS



SCORPION™ MX EXTRA X



MT 16™ GARACROSS



SCORPION™ XC MID SOFT



SCORPION™ XC MID HARD



MT 43™ PRO TRIAL

PAGE 40-44

TRAINING AND VINTAGE MOTOCROSS

CROSS COUNTRY

TRIAL

ACCESSORIES




MOUSSE - GEL

PAGE 45



TUBES

PAGE 53

(\*) SCORPION, , MX32 are trademarks of Pirelli Tyre S.p.A.



# 2021 Motul FIM Superbike World Championship

## 2021 FIM MiniGP World Series Finale





# RACING



Slick	DIABLO™ SUPERBIKE	
Wet - Rain	DIABLO™ WET	DIABLO™ RAIN
Street Legal	DIABLO™ SUPERCORSA SC PHANTOM™ SPORTSCOMP RS	
	TRACK PROFESSIONAL	TRACK AMATEUR

# DIABLO™ SUPERBIKE

NEW MiniGP SIZES



## YOUR LAP-TIME IS THEIR GOAL

- Pirelli official tyre of the world Superbike championship, dedicated to professional riders looking for top racetrack performance
- Extended range including the following updates:
  - New MiniGP range in 10 and 12 inches, designed to give adrenaline and competitiveness of track riding to experienced riders
  - New SC2 compound for 140/70 R17

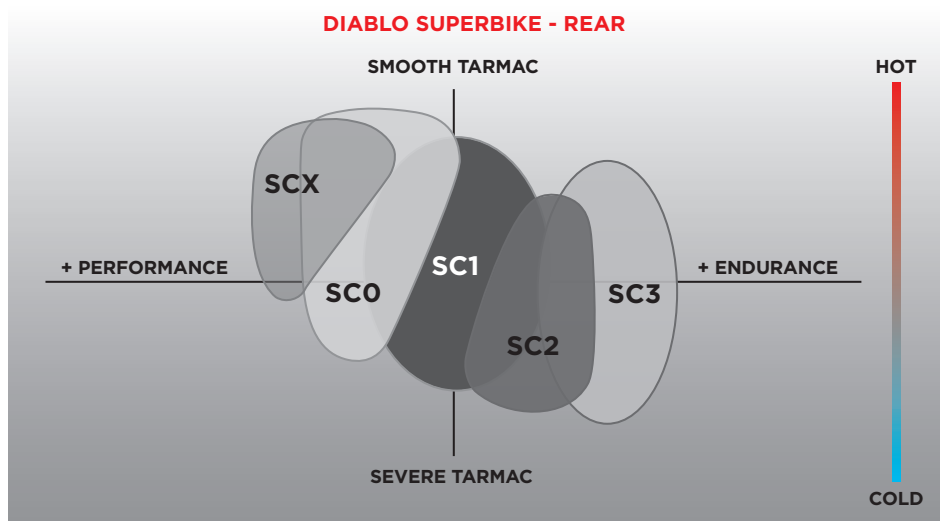
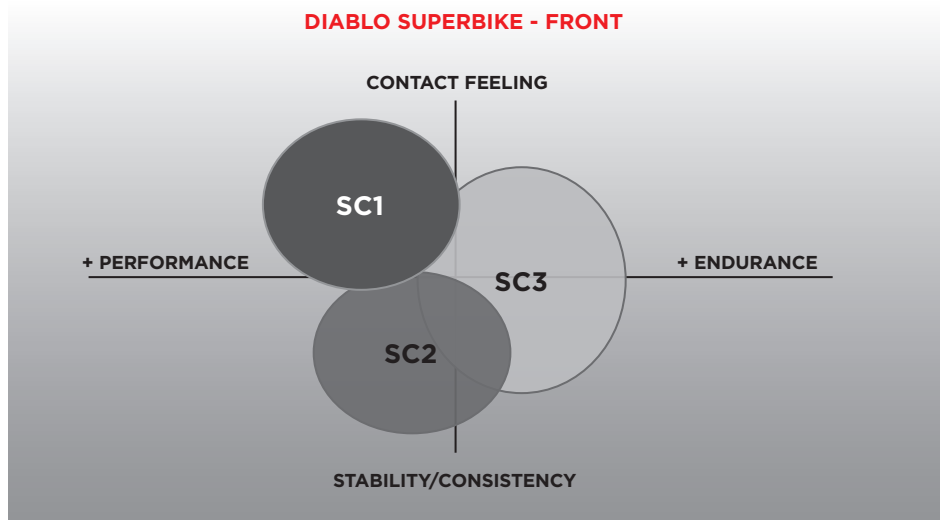
FRONT DIABLO SUPERBIKE				
	Size	Version	IP Codes	Notes
<b>10</b>	100/80 - 10 NHS TL	SC1	3930600	NEW
<b>12</b>	100/90 - 12 NHS TL	SC1	4096200	NEW
<b>17</b>	100/70 R 17 NHS TL	SC1	2242600	Moto 3
	110/70 R 17 NHS TL	SC1	3107000	
	120/70 R 17 NHS TL	SC1	2332900	
	120/70 R 17 NHS TL	SC2	2333000	
	120/70 R 17 NHS TL	SC3	2738400	
	125/70 R 17 NHS TL	SC1	3755200	
	125/70 R 17 NHS TL	SC2	3869200	
	125/70 R 17 NHS TL	SC3	3869300	

REAR DIABLO SUPERBIKE				
	Size	Version	IP Codes	Notes
<b>10</b>	120/80 - 10 NHS TL	SC1	3930300	NEW
<b>12</b>	120/80 - 12 NHS TL	SC1	4096500	NEW
<b>17</b>	120/70 R 17 NHS TL	SC0	2818400	Moto 3
	120/70 R 17 NHS TL	SC1	2818500	Moto 3
	120/70 R 17 NHS TL	SC2	2818600	Moto 3
	140/70 R 17 NHS TL	SC1	3107100	
	140/70 R 17 NHS TL	SC2	3869400	NEW
	160/60 R 17 NHS TL	SC2	1631800	
	180/60 R 17 NHS TL	SC1	2561800	
	180/60 R 17 NHS TL	SC2	2561900	
	180/60 R 17 NHS TL	SC3	2738500	
	190/60 R 17 NHS TL	SCX	4079600	
	190/60 R 17 NHS TL	SC0	3887700	
	190/60 R 17 NHS TL	SC1	3887800	
	190/60 R 17 NHS TL	SC3	3869500	
	200/60 R 17 NHS TL	SC0	2333100	
	200/60 R 17 NHS TL	SC1	2333200	
	200/60 R 17 NHS TL	SC2	2333300	
	200/60 R 17 NHS TL	SC3	2738600	
	200/65 R 17 NHS TL	SCX	3930800	
	200/65 R 17 NHS TL	SC0	3755100	
	200/65 R 17 NHS TL	SC1	3869600	
	200/65 R 17 NHS TL	SC2	3938800	
	200/65 R 17 NHS TL	SC3	3869700	

NHS = Not for highway service  
TL=Tubeless







**Note:** Temperature information refers to tyre operating conditions. Compound choice can vary depending on bike setup and riding style. Please check with your dealer or racing service.

	SIZE	RIM recommended (inches)	COLD PRESSURE recommended range (w/o warmers) bar (psi)	HOT PRESSURE recommended range (after warmers) bar (psi)	WARMERS usage range °C (°F)
FRONT	100/80 – 10	2.50	1.3/1.4 (18.9/20.3)	1.5/1.6 (21.8/23.2)	Optional
	100/90 – 12*				
	100/70 R 17	2.50	1.7/1.9 (25/28)	1.8/2.0 (26/29)	50 min @ 80°C (176°F)
	110/70 R 17	3.00	2.0/2.2 (29/32)	2.0/2.3 (29/34)	
	120/70 R 17	3.50	2.1/2.2 (30/32)	2.2/2.5 (32/36)	
	125/70 R 17				
REAR	120/80 – 10	3.00	1.1/1.2 (16.0/17.4)	1.4/1.5 (20.3/21.8)	Optional
	120/80 – 12*				
	120/70 R 17	3.50	1.6/1.8 (23/26)	1.7/1.9 (25/28)	50 min @ 80°C (176°F)
	140/70 R 17	3.50 - 4.00	1.7/1.9 (25/28)	1.8/2.0 (26/29)	
	160/60 R 17	4.50 - 5.00	1.6/1.8 (23/26)	1.7/1.9 (25/28)	
	180/60 R 17	5.50 - 6.00			
	190/60 R 17	5.50			
	200/60 R 17	6.00			
200/65 R 17					

\* Data to be confirmed after the end of the development

# DIABLO™

## WET

NEW SIZES



### THE INTERMEDIATE TYRE

- World Superbike Championship's tyre
- Performance and control in Intermediate weather conditions
- Regular wear without loss in performance
- Superb traction and stability at high speed
- New 200/60 R17, same size offered in Diabolo Rain, for plug and play set up

FRONT		DIABLO WET		
	Size	Version	IP Codes	Notes
17	120/70 R 17 NHS TL		2400100	

REAR		DIABLO WET		
	Size	Version	IP Codes	Notes
17	190/60 R 17 NHS TL		2378000	
	200/60 R 17 NHS TL		4178900	NEW

NHS = Not for highway service  
TL=Tubeless

# DIABLO™

## RAIN

NEW MiniGP SIZES



### THE RAIN TYRE

- World Superbike Championship's tyre
- Performance and control in severe wet conditions
- Superb traction and stability at high speed
- Wet surface grip combined with optimised wear
- New MiniGP range in 10 and 12 inches, designed to give adrenaline and competitiveness of track riding to experienced riders

FRONT		DIABLO RAIN		
	Size	Version	IP Codes	Notes
10	100/80 - 10 NHS TL	SCR1	3930500	NEW
12	100/90 - 12 NHS TL	SCR1	4096300	NEW
17	100/70 R 17 NHS TL	SCR1	2243100	Moto 3
	110/70 R 17 NHS TL	SCR1	3130900	
	120/70 R 17 NHS TL	SCR1	2243800	

REAR		DIABLO RAIN		
	Size	Version	IP Codes	Notes
10	120/80 - 10 NHS TL	SCR1	3930400	NEW
12	120/80 - 12 NHS TL	SCR1	4096400	NEW
17	125/70 R 17 NHS TL	SCR1	2243200	Moto 3
	140/70 R 17 NHS TL	SCR1	2690100	
	160/60 R 17 NHS TL	SCR1	1602600	
	200/60 R 17 NHS TL	SCR1	2855300	

NHS = Not for highway service  
TL=Tubeless





**THE LATEST GENERATION OF STREET LEGAL RACING TYRE**

- Racing soul approved for street use
- Latest SC compound developed in the FIM Superbike World Championship for ultimate performance on track
- State-of-the-art profiles maximise handling and cornering thrusts
- Superb traction and stability at high speed
- Patented tread design optimises wear uniformity and contributes to quick warm-up
- SC3 compound for enhanced abrasion resistance and remarkable performance in multiple sessions in an incredibly wide operating range

NEW SIZES



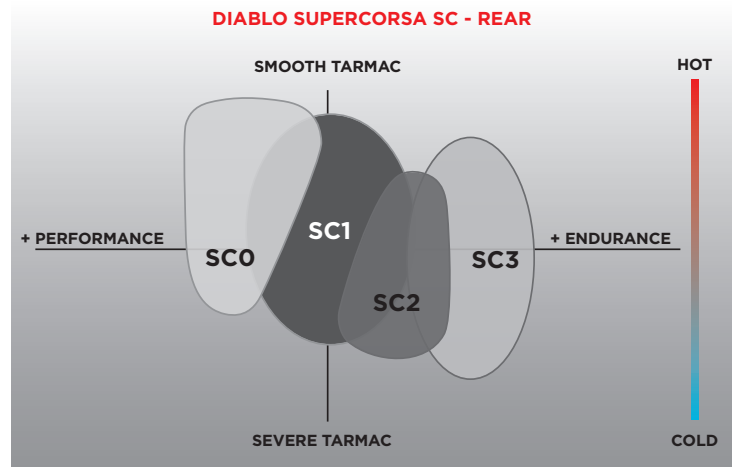
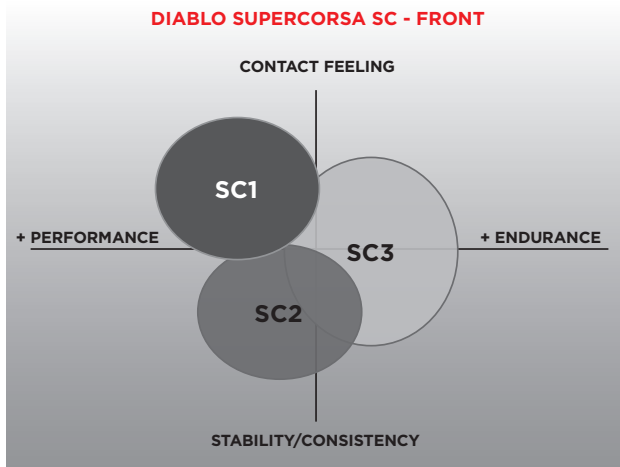
**FRONT DIABLO SUPERCORSA SC**

	Size	Version	IP Codes	Notes
17	110/70 ZR 17 M/C 54W TL	SC1	3141700	SS300
	110/70 ZR 17 M/C 54W TL	SC3	3869800	SS300
	120/70 ZR 17 M/C 58W TL	SC1	3309100	
	120/70 ZR 17 M/C 58W TL	SC2	3309200	
	120/70 R 17 M/C 58V TL	SC3	4176500	NEW

**REAR DIABLO SUPERCORSA SC**

	Size	Version	IP Codes	Notes
17	140/70 ZR 17 M/C 66W TL	SC1	3141900	SS300
	140/70 ZR 17 M/C 66W TL	SC3	3888000	SS300
	150/60 ZR 17 M/C 66W TL	SC1	3309300	
	150/60 ZR 17 M/C 66W TL	SC2	3309400	
	160/60 ZR 17 M/C 69W TL	SC1	3309500	
	160/60 ZR 17 M/C 69W TL	SC2	3309600	
	160/60 ZR 17 M/C 69W TL	SC3	4113500	NEW
	180/55 ZR 17 M/C 73W TL	SC2	3309700	
	180/55 ZR 17 M/C 73W TL	SC3	4113600	NEW
	180/60 R 17 M/C 75V TL	SC0	3309800	
	180/60 ZR 17 M/C 75W TL	SC1	3309900	
	180/60 ZR 17 M/C 75W TL	SC2	3310000	
	180/60 ZR 17 M/C 75W TL	SC3	3870000	
	190/55 ZR 17 M/C 75W TL	SC2	3310100	
	200/55 ZR 17 M/C 78W TL	SC1	3310300	
	200/55 ZR 17 M/C 78W TL	SC2	3310400	
	200/55 ZR 17 M/C 78W TL	SC3	4113700	NEW
	200/60 ZR 17 M/C 80W TL	SC1	3626000	
	200/60 ZR 17 M/C 80W TL	SC3	3870100	

TL=Tubeless



**Note:** Temperature information refers to tyre operating conditions. Compound choice can vary depending on bike setup and riding style. Please check with your dealer or racing service.



# PHANTOM™

SPORTSCOMP RS

NEW SIZES



## VINTAGE FASCINATING LOOK, RACING LAP TIME

- Street legal Racing tyre for Classic and Post Classic 18" fitments
- Plug & play: tyre warmers not needed
- Excellent performance also in wet conditions
- Advised for Track-use
- New 150/70R17 rear for Moto Guzzi Trophy

FRONT		PHANTOM SPORTSCOMP RS			
	Size	Version	IP Codes	Notes	
<b>18</b>	110/80 R 18 M/C 58V TL		3142100	CLASSIC RACING	

REAR		PHANTOM SPORTSCOMP RS			
	Size	Version	IP Codes	Notes	
<b>17</b>	150/70 R 17 M/C 69V TL		4155900	CLASSIC RACING - NEW	
<b>18</b>	130/70 R 18 M/C 63V TL		3142200	CLASSIC RACING	
	150/70 R 18 M/C 70V TL		3142300	CLASSIC RACING	

TL=Tubeless





# SUPERSPORT



**DIABLO**  
ROSSO **IV**

Displacement

1.400cc	<b>DIABLO ROSSO™ IV CORSA</b>		<b>ANGEL™ GT II</b> <b>ANGEL™ GT</b> <b>ANGEL™ ST</b>
1.200cc			
1.000cc			
750cc	<b>DIABLO™ SUPERCORSA SP</b>	<b>DIABLO ROSSO™ IV</b> <b>DIABLO ROSSO™ III</b> <b>DIABLO ROSSO™ II</b>	<b>ANGEL™ CiTy</b>
500cc			
250cc	<b>SPORT DEMON™</b>		
125cc			
	<b>TRACK - ROAD</b>	<b>SPORT - ROAD</b>	<b>SPORT TOURING</b>



# DIABLO™

## SUPERCORSA SP

### THE LATEST GENERATION OF STREET LEGAL RACING TYRE

- Racetrack performance delivered with a fully street legal tyre
- Patented tread design geometry for better response to the lateral forces and improved wear regularity
- New racing compound on the shoulder, developed in the FIM World Superbike Championship
- Bi-Compound rear to combine grip, stability and mileage



FRONT		DIABLO SUPERCORSA SP		
	Size	Version	IP Codes	Notes
17	110/70 ZR 17 M/C 54W TL		3657000	
	120/70 ZR 17 M/C (58W) TL		2812600	

#### SPECIAL VERSION

**Rear E** 200/55 ZR 17 M/C (78W) TL. Dedicated version with higher stiffness for Original Equipment **Honda** CBR 1000R SP '2020.

REAR		DIABLO SUPERCORSA SP		
	Size	Version	IP Codes	Notes
17	140/70 ZR 17 M/C 66W TL		3657100	
	150/60 ZR 17 M/C 66W TL		3657200	
	180/55 ZR 17 M/C (73W) TL		3106800	
	180/60 ZR 17 M/C (75W) TL		3310500	
	190/50 ZR 17 M/C (73W) TL		3310600	
	190/55 ZR 17 M/C (75W) TL		3115100	
	200/55 ZR 17 M/C (78W) TL		3310700	
	200/55 ZR 17 M/C (78W) TL (E)	(E)	3751800	
	200/60 ZR 17 M/C (80W) TL		2812700	

TL=Tubeless





# DIABLO ROSSO™ IV CORSA

## THE FIERCER VERSION OF DIABLO ROSSO™ IV: DESIGNED TO THRILL

- Mountain pass record-breaker
- Higher edge grip in dry conditions
- Enhanced line holding at high lean angles
- Slicker tread pattern design for improved dry performance in combination with wet confidence

NEW PRODUCT



FRONT		DIABLO ROSSO IV CORSA		
	Size	Version	IP Codes	Notes
17	120/70 ZR 17 M/C (58W) TL		3977600	

**SPECIAL VERSION**

**Rear E** 200/55 ZR 17 M/C (78W) TL. Dedicated version with higher stiffness for Original Equipment **Honda** CBR 1000R SP '2020.

REAR		DIABLO ROSSO IV CORSA		
	Size	Version	IP Codes	Notes
17	180/55 ZR 17 M/C (73W) TL		3977900	
	180/60 ZR 17 M/C (75W) TL		3978000	
	190/50 ZR 17 M/C (73W) TL		3978200	
	190/55 ZR 17 M/C (75W) TL		3978100	
	200/55 ZR 17 M/C (78W) TL		3978300	
	200/60 ZR 17 M/C (80W) TL		4150900	

TL=Tubeless





# DIABLO

## ROSSO™ CORSA II

### FOLLOW YOUR LEANINGS

- Replaced by Diablo Rosso™ IV Corsa
- Pirelli first 3-zone compound front tyre and 5-zone compound rear tyre
- Designed to align tyre performance to the ever-enhancing power and electronics of modern-day motorcycles
- New flash tread design to optimise the contact patch for improved grip
- Improved handling from new profile and structure, derived from racing

PHASE OUT



#### FRONT DIABLO ROSSO CORSA II

	Size	Version	IP Codes	Notes
17	120/70 ZR 17 M/C (58W) TL		2906900	

#### REAR DIABLO ROSSO CORSA II

	Size	Version	IP Codes	Notes
17	180/60 ZR 17 M/C (75W) TL		2907200	
	190/50 ZR 17 M/C (73W) TL		2907300	
	200/55 ZR 17 M/C (78W) TL		2907500	
	200/60 ZR 17 M/C (80W) TL		3559500	

TL=Tubeless



# DIABLO ROSSO IV

## THE ART OF RIDING

- Uncompromisingly riding performance
- The tyre that makes it easy to ride sporty
- Silica-enriched multi-compound for both front and rear tyres
- Best performance on road use, Race-track thrills included
- Excellent performance also in wet conditions

NEW SIZES



FRONT		DIABLO ROSSO IV		
	Size	Version	IP Codes	Notes
17	110/70 R 17 M/C 54H TL		3978400	NEW
	110/70 ZR 17 M/C 54W TL		3978500	NEW
	120/60 ZR 17 M/C (55W) TL		3978800	NEW
	120/70 ZR 17 M/C (58W) TL		3978600	

REAR		DIABLO ROSSO IV		
	Size	Version	IP Codes	Notes
17	140/70 R 17 M/C 66H TL		3978900	NEW
	150/60 R 17 M/C 66H TL		3979000	NEW
	150/60 ZR 17 M/C 66W TL		3979100	NEW
	160/60 ZR 17 M/C (69W) TL		3979200	
	180/55 ZR 17 M/C (73W) TL		3979300	
	180/60 ZR 17 M/C (75W) TL		3979500	NEW
	190/50 ZR 17 M/C (73W) TL		3979700	NEW
	190/55 ZR 17 M/C (75W) TL		3979600	
	200/55 ZR 17 M/C (78W) TL		3979800	
	200/60 ZR 17 M/C (80W) TL		4074700	

TL=Tubeless





# DIABLO

## ROSSO™

### ARE YOU READY FOR THE NEXT LEVEL?

- Pirelli technology from World Superbike Championship
- Superb handling for an exciting sport behavior
- Bi-compound with wide side soft stripe offering full grip starting from mid lean angle
- Large footprint area for improved adherence



FRONT		DIABLO ROSSO III		
	Size	Version	IP Codes	Notes
16	130/70 ZR 16 M/C (61W) TL		3865500	
17	100/80 R 17 M/C 52H TL		2854700	
	110/70 R 17 M/C 54H TL		2854900	
	110/70 ZR 17 M/C 54W TL		2635000	
	120/60 ZR 17 M/C (55W) TL		2635100	
	120/65 ZR 17 M/C (56W) TL		2907600	
	120/70 ZR 17 M/C (58W) TL		2635200	
	120/70 ZR 17 M/C (58W) TL	(C)	3819700	NEW
	120/70 ZR 17 M/C (58W) TL	(D)	2807800	
	120/70 ZR 17 M/C (58W) TL	(E)	3927400	
	120/70 ZR 17 M/C (58W) TL	(K)	3773200	

#### SPECIAL VERSION

**Front C** 120/70 ZR 17 M/C (58W) TL 3819700. Dedicated version with higher stiffness for Original Equipment **Ducati** Monster 1200.

**Front D** 120/70 ZR 17 M/C (58W) TL 2807800. Dedicated version with higher stiffness for Original Equipment **Ducati** Monster All models.

**Front K** 120/70 ZR 17 M/C (58W) TL 3773200. Dedicated version with higher stiffness for Original Equipment **Kawasaki** Ninja H2.

**Rear D** 190/55 ZR 17 M/C (75W) TL 3042900. Dedicated version with higher stiffness for Original Equipment **Ducati** Monster 1200 MY > 2017.

REAR		DIABLO ROSSO III		
	Size	Version	IP Codes	Notes
17	140/70 R 17 M/C 66H TL		3787100	
	150/60 R 17 M/C 66H TL		2855100	
	150/60 ZR 17 M/C 66W TL		2635300	
	160/60 ZR 17 M/C (69W) TL		2635400	
	180/55 ZR 17 M/C (73W) TL		2635500	
	180/55 ZR 17 M/C (73W) TL	(D)	3243700	
	180/55 ZR 17 M/C (73W) TL	(M)	4079800	NEW
	190/50 ZR 17 M/C (73W) TL		2635700	
	190/55 ZR 17 M/C (75W) TL		2635800	
	190/55 ZR 17 M/C (75W) TL	(D)	3042900	
	190/55 ZR 17 M/C (75W) TL	(E)	3927500	
	240/45 ZR 17 M/C (82W) TL		2717800	

TL=Tubeless



#### MAGAZINES & COMMENTS

“...It has a sporty side. On the road is enjoyable to ride on and delivers high mileage, keeping lots of profile even after 4000km. It is the most of all things. The test winner 2017. Salute...”

TEST WINNER - MOTORRAD (Germany) - Issue: Nr. 11/2017





# DIABLO ROSSO II

## A GREAT SUPER SPORT TYRE FOR ROAD USE

- BI-Compound rear tyre combines long lasting mileage with excellent grip
- Pirelli Enhanced Patch Technology (EPT) optimises contact patch dimension depending on the lean angle for improved grip
- Functional Groove Design (FGD) offers race-like handling and greater control on wet surfaces



### FRONT DIABLO ROSSO II

	Size	Version	IP Codes	Notes
17	100/80 R 17 M/C 52H TL	(R)	2409200	
	120/70 ZR 17 M/C (58W) TL	(D)	2148800	
	120/70 ZR 17 M/C (58W) TL	(K)	2291900	

#### SPECIAL VERSION

**Front D** 120/70 ZR 17 M/C (58W) TL 2148800. Specific structure development for improved agility. **Ducati** All models but Monster 1200.

**Front K** 120/70 ZR 17 M/C (58W) TL 2291900. Different structure properties for improved handling. **All Brands (not Ducati)** All models.

### REAR DIABLO ROSSO II

	Size	Version	IP Codes	Notes
17	130/70 R 17 M/C 62H TL	(R)	2409300	
	160/60 ZR 17 M/C (69W) TL		2070200	
	170/60 ZR 17 M/C (72W) TL		2070300	
	180/55 ZR 17 M/C (73W) TL		2068500	
	190/50 ZR 17 M/C (73W) TL		2068600	
	190/55 ZR 17 M/C (75W) TL		2068700	
	200/50 ZR 17 M/C (75W) TL		2322000	

TL=Tubeless

# PHANTOM SPORTSCOMP

## TYRE DESTINED TO CLASSIC SPORT MOTORCYCLES FOR ROAD USE

- A "Classic" tread made with technology and compounds specific for medium-high performance bikes
- Good precision on entry into lean and easy handling on twisty roads
- Radial carcass structure with a steel belt at 0° for stability and a great feeling of control even on the most demanding surfaces



### FRONT PHANTOM SPORTSCOMP

	Size	Version	IP Codes	Notes
18	100/90 - 18 M/C 56H TL		3131000	
	100/90 - 18 M/C 56H TL	(B)	3849400	

### REAR PHANTOM SPORTSCOMP

	Size	Version	IP Codes	Notes
17	150/70 R 17 M/C 69H TL		2690200	

TL=Tubeless

# SPORT DEMON™

## CITY AND LONGER DISTANCE SPORTY RIDING

- X-Ply equipment for medium-displacement sport-touring motorcycles
- Light and precise handling with stable behavior in all riding conditions



FRONT		SPORT DEMON		
	Size	Version	IP Codes	Notes
<b>16</b>	110/70 - 16 M/C 52P TL		1622500	
	110/90 - 16 M/C 59V TL		4025300	
	120/70 - 16 M/C 57P TL		3841100	
	120/80 V 16 M/C (60V) TL		4025400	
<b>17</b>	100/80 - 17 M/C 52H TL		1342800	
	100/80 - 17 M/C 52S TL		1595900	
	110/70 - 17 M/C 54H TL		2589300	
	110/80 - 17 M/C 57H TL		1343000	
<b>18</b>	120/70 - 17 M/C 58H TL		1564700	
	100/90 - 18 M/C 56H TL		1419700	
<b>19</b>	110/80 - 18 M/C 58V TL		4025500	
	110/90 - 18 M/C 61V TL		4025600	
	100/90 - 19 M/C 57V TL		4025700	

REAR		SPORT DEMON		
	Size	Version	IP Codes	Notes
<b>15</b>	140/70 - 15 M/C 69P TL Reinf		3841200	
<b>16</b>	130/70 - 16 M/C 61P TL		2589400	
	130/90 - 16 M/C 67V TL		4025800	
<b>17</b>	150/70 - 16 M/C 68S TL		4025900	
	150/80 V 16 M/C (71V) TL		4026000	
<b>18</b>	110/80 - 17 M/C 57P TL		2096600	
	120/80 - 17 M/C 61P TL		2263000	
	130/70 - 17 M/C 62H TL		2589500	
	130/80 - 17 M/C 65H TL		1343200	
	130/90 - 17 M/C 68V TL		4026100	
	140/70 - 17 M/C 66H TL		2589600	
<b>19</b>	150/70 - 17 M/C 69H TL		1343300	
	110/90 - 18 M/C 61H TL		1404500	
	120/80 - 18 M/C 62H TL		1404600	
	120/90 - 18 M/C 65V TL		4026200	
	130/70 - 18 M/C 63H TL		1343400	
	130/80 - 18 M/C 66V TL		4026300	
	140/70 - 18 M/C 67V TL		4026400	

TL=Tubeless

# SPORT TOURING



**YOU DON'T NEED WINGS  
TO GO EVERYWHERE**



Displacement	TRACK - ROAD	SPORT - ROAD	SPORT TOURING
1.400cc			
1.200cc			
1.000cc	DIABLO ROSSO™ IV CORSA		ANGEL™ GT II ANGEL™ GT ANGEL™ ST
750cc			
500cc	DIABLO™ SUPERCORSA SP	DIABLO ROSSO™ IV DIABLO ROSSO™ III DIABLO ROSSO™ II	
250cc			ANGEL™ CiTy
125cc		SPORT DEMON™	





# ANGEL™ GT II

## YOU DON'T NEED WINGS TO GO EVERYWHERE

- The evolution of the PIRELLI Angel™ GT further develops the PIRELLI Gran Turismo concept
- Top handling in line with Pirelli DNA added onto a new reference for mileage in Sport Touring tyres segment
- Outstanding wet behavior also thanks to a new innovative tread design coming from PIRELLI DIABLO™ racing tyres for wet conditions
- Dual Compound layout on rears



FRONT		ANGEL GT II		
	Size	Version	IP Codes	Notes
17	120/60 ZR 17 M/C (55W) TL		3111200	
	120/70 ZR 17 M/C (58W) TL		3111300	
	120/70 ZR 17 M/C (58W) TL	(A)	3111400	
19	120/70 R 19 M/C 60V TL		3111500	

### SPECIAL VERSION

**Front A** 120/70 ZR 17 M/C (58W) TL 3111400. 2 ply carcass for improved stability.

**Rear A** 180/55 ZR 17 M/C (73W) TL 3112100. 2 ply carcass for improved stability.

**Rear A** 190/50 ZR 17 M/C (73W) TL 3112300. 2 ply carcass for improved stability.

**Rear A** 190/55 ZR 17 M/C (75W) TL 3112500. 2 ply carcass for improved stability.

REAR		ANGEL GT II		
	Size	Version	IP Codes	Notes
17	150/70 ZR 17 M/C (69W) TL		3111600	
	160/60 ZR 17M/C (69W) TL		3111700	
	170/60 R 17 M/C 72V TL		3111800	
	170/60 ZR 17 M/C (72W) TL		3111900	
	180/55 ZR 17 M/C (73W) TL		3112000	
	180/55 ZR 17 M/C (73W) TL	(A)	3112100	
	190/50 ZR 17 M/C(73W) TL		3112200	
	190/50 ZR 17 M/C (73W) TL	(A)	3112300	
	190/55 ZR 17 M/C (75W) TL		3112400	
	190/55 ZR 17 M/C (75W) TL	(A)	3112500	



### MAGAZINES & COMMENTS

*“The warm-up time is instantaneous and they offer an excess of front and rear grip [...] In mixed conditions and the pouring rain, they're even more impressive. Such light-steering tyres don't normally go hand in hand with wet grip but the Angel GT II are so reassuring on wet tarmac you need to reprogram your brain to trust them.”*

MCN Magazine (UK) - Published: June 2019





### 100% ITALIAN GRAN TURISMO

- The evolution of the ANGEL™ ST, stretching the concept of Sport Touring into Gran Turismo, bringing the sporty attitude to a wider range of usage conditions and for longer distances
- Excellency in wet performance and grip
- Top handling capabilities, typical of the Pirelli DNA
- Performance consistency until the end of tyre's life
- BI-Compound rear



FRONT	ANGEL GT			
	Size	Version	IP Codes	Notes
17	120/70 ZR 17 M/C (58W) TL		3976000	
	120/70 ZR 17 M/C (58W) TL	(A)	2497200	2 Plies
18	110/80 ZR 18 M/C (58W) TL		2317100	
	120/70 ZR 18 M/C (59W) TL		2317200	
19	110/80 R 19 M/C 59V TL		2490900	

#### SPECIAL VERSION

**Front A** 120/70 ZR 17 M/C (58W) TL 2497200. 2 ply carcass for improved stability.  
**Rear A** 180/55 ZR 17 M/C (73W) TL 2321200. 2 ply carcass for improved stability.  
**Rear A** 190/50 ZR 17 M/C (73W) TL 2321300. 2 ply carcass for improved stability.  
**Rear A** 190/55 ZR 17 M/C (75W) TL 2361600. 2 ply carcass for improved stability.  
**Rear D** 190/55 ZR 17 M/C (75W) TL 2400000. Structure differences to obtain the best bike performance. **Ducati** Multistrada GT.

REAR	ANGEL GT			
	Size	Version	IP Codes	Notes
17	160/60 ZR 17 M/C (69W) TL		2317400	
	170/60 ZR 17 M/C (72W) TL		2317500	
	180/55 ZR 17 M/C (73W) TL		2317600	
	180/55 ZR 17 M/C (73W) TL	(A)	2321200	2 Plies
	190/50 ZR 17 M/C (73W) TL		2317700	
	190/50 ZR 17 M/C (73W) TL	(A)	2321300	2 Plies
	190/55 ZR 17 M/C (75W) TL		2317800	
	190/55 ZR 17 M/C (75W) TL	(A)	2361600	2 Plies
	190/55 ZR 17 M/C (75W) TL	(D)	2400000	
	150/70 R 17 M/C 69V TL		3976100	
18	160/60 ZR 18 M/C (70W) TL		2317900	

TL=Tubeless



#### MAGAZINES & COMMENTS

*“Due to optimal results in dry and wet conditions, this Pirelli tyre can be recommended to all sports focused riders. Outstanding grip. This tyre can really do anything.”*

PS Testsieger (Germany) - Issue: 07/2018

*“An athletic touring tyre, which can be used on numerous motorbikes due to its perfect riding characteristics as well as providing lots of grip in wet conditions.”*

MO MO Tipp (Germany) - Issue: 10/2018







### THE TYRE WITH A DOUBLE SOUL

- Sport touring compound: safety feeling on wet / cold conditions without compromising dry grip
- Tread design guarantees mileage while maintaining an appealing look
- Visual appearance of the tread changes in the first stage of tyre life to reflect the double soul of the product
- Front and rear profile tailored for sport touring bikes: neutral and smooth handling in all maneuvers



FRONT		ANGEL ST		
	Size	Version	IP Codes	Notes
17	120/70 ZR 17 M/C (58W) TL		1868400	

REAR		ANGEL ST		
	Size	Version	IP Codes	Notes
17	160/60 ZR 17 M/C (69W) TL		1868800	
	180/55 ZR 17 M/C (73W) TL		1868500	
	190/50 ZR 17 M/C (73W) TL		1868700	

TL=Tubeless

**Front A** 120/70 ZR 17 M/C (58W) TL 1915700. Modified casing for high speed stability. **Kawasaki** GTR 1400.



### THE SPORT AND TOURING X-PLY TYRE DERIVED FROM THE MULTIPLE TEST WINNER ANGEL™ GT

- The tyre for the needs of sporty bikes up to 250cc, 'underbones' and other commuting bikes
- Robust tyre construction ensures high puncture resistance and performance consistency throughout the entire tyre life
- The benefits are clearly perceived in any riding condition, especially on uneven road
- The tread pattern and new compound guarantees excellent grip in the dry and wet, tear resistance and mileage



FRONT		ANGEL CITY		
	Size	Version	IP Codes	Notes
17	70/90 - 17 M/C 38S TL		2627000	
	80/80 - 17 M/C 46S TL Reinf		2925800	
	2.50 - 17 M/C 43P Reinf TT		3445500	FRONT/REAR
	80/90 - 17 M/C 44S TL		2580600	FRONT/REAR
	80/100 - 17 M/C 46S TL		2580700	
	90/80 - 17 M/C 46S TL		2580400	FRONT/REAR
	90/90 - 17 M/C 49S TL		2780100	FRONT/REAR
	100/80 - 17 M/C 52S TL		2580800	
	110/70 - 17 M/C 54S TL		2702200	FRONT/REAR

REAR		ANGEL CITY		
	Size	Version	IP Codes	Notes
14	100/80 - 14 M/C 54S TL Reinf		2690500	
17	2.75 - 17 M/C 47P Reinf TT		3445600	
	80/90 - 17 M/C 44S TL		2627100	
	100/70 - 17 M/C 49S TL		2902700	
	100/80 - 17 M/C 52S TL		2580900	
	100/90 - 17 M/C 55S TL		2581000	
	120/70 - 17 M/C 58S TL		2580500	FRONT/REAR
	130/70 - 17 M/C 62S TL		3243400	
	140/70 - 17 M/C 66S TL		3566600	
	150/60 - 17 M/C 66S TL		2690600	

TL=Tubeless





# CRUISER & TOURERS

Displacement

1.400cc	ANGEL™ GT II ANGEL™ GT ANGEL™ ST	NIGHT DRAGON™ ROUTE MT 66™	
1.200cc			
1.000cc			
750cc			
500cc			CITY DEMON™
250cc	ANGEL™ City		
125cc			
	SPORT TOURING	CRUISER & TOURERS	URBAN

# NIGHT DRAGON™

## THE CUSTOM CRUISING TYRE WITH THE PIRELLI SPORTY FEELING

- Constructed to fit both V-Twin and metric cruiser bikes
- Dedicated to those riders looking for products with improved grip, stability and handling also in wet conditions
- Offers first in class riding emotion, together with an impressive performance consistency throughout the entire tyre life
- **GT version available on selected rear sizes, with new compound for improved mileage**



FRONT		NIGHT DRAGON		
	Size	Version	IP Codes	Notes
16	130/90 B 16 M/C 67H TL		2211500	
	130/90 B 16 M/C 73H TL Reinf		2211600	
	150/80 B 16 M/C 71H TL		1815400	
17	130/80 B 17 MC 65H TL		2211400	
	140/75 R 17 M/C 67V TL		1815000	
18	130/70 R 18 M/C 63V TL		2211300	
19	100/90 - 19 M/C 57H TL		3745400	
	110/90 - 19 M/C 62H TL		2211000	
	130/60 B 19 M/C 61H TL		2812100	
21	120/70 B 21 M/C 68H TL Reinf		2211100	
	90/90 - 21 M/C 54H TL		1815300	

REAR		NIGHT DRAGON		
	Size	Version	IP Codes	Notes
15	170/80 B 15 M/C 77H TL	GT	2592500	
	180/70 B 15 M/C 76H TL		1815500	
16	130/90 B 16 M/C 73H TL Reinf	GT	2902500	
	150/80 B 16 M/C 77H TL Reinf	GT	2592600	
	180/60 R 16 M/C 80H TL Reinf	GT	2595700	NEW
	180/65 B 16 M/C 81H TL Reinf	GT	2592700	
	180/70 R 16 M/C 77H TL		2212300	
17	MU85 B 16 M/C 77H TL	GT	2592800	
	160/70 B 17 M/C 79V TL Reinf	GT	2902400	
	180/60 B 17 M/C 81H TL Reinf		1773000	
	200/55 R 17 M/C 78V TL	GT	2595600	
18	180/55 B 18 M/C 80H TL Reinf	GT	2812200	FRONT/REAR
	240/40 VR 18 M/C (79V) TL		1862300	

TL=Tubeless

## ROUTE MT 66™

### COVER THE DISTANCE, OWN THE ROAD

- The perfect tyre for any *old school* custom application
- Lightweight and high riding comfort thanks to the optimised carcass materials
- High mileage and wet performance given by high tread depth
- Tread design with directional front grooves and big central blocks for straight stability



FRONT		ROUTE MT 66		
	Size	Version	IP Codes	Notes
17	120/90 - 17 M/C 64S		1016400	
21	80/90 - 21 48H		0801100	

REAR		ROUTE MT 66		
	Size	Version	IP Codes	Notes
15	130/90 - 15 M/C 66S		1003300	
	140/90 - 15 M/C 70H TL		0800200	
	150/90 - 15 M/C 74H TL		0800300	
16	140/90 - 16 71H TL		0851900	

TL=Tubeless

# CITY DEMON™

## CARVE THROUGH THE CITY

- Tread pattern designed to ensure optimum mileage and even wear
- Front tyre with central groove for straight stability and wet performance
- Stiff carcass for high durability and wide range of usage on small displacement bikes



FRONT		CITY DEMON		
	Size	Version	IP Codes	Notes
18	2.75 - 18 M/C 42P TL		1966900	
	3.00 - 18 M/C 47S TL		2375600	

REAR		CITY DEMON		
	Size	Version	IP Codes	Notes
15	130/90 - 15 M/C 66S TL		1545600	
16	120/90 - 16 M/C 63S TL		1545700	
	130/90 - 16 M/C 67S		1340800	
18	3.00 - 18 M/C 52P TL Reinf		3745300	
	3.50 - 18 M/C 62P Reinf		2584100	
	90/90 - 18 M/C 57P Reinf		2584000	

TL=Tubeless

# MANDRAKE™ MT 15

## A TOURING TYRE FOR THE CITY

- Conventional tyre for moto and scooters 14" to 16"
- Central grooves for good feedback and wet performance
- Classic design tread pattern with low section profile and stiff carcass



FRONT		MANDRAKE MT 15		
	Size	Version	IP Codes	Notes
16	80/80 - 16 M/C 45J TL Reinf		2588000	

REAR		MANDRAKE MT 15		
	Size	Version	IP Codes	Notes
14	110/80 - 14 M/C 59J TL Reinf		2588200	
16	90/80 - 16 M/C 51J TL Reinf		2588100	FRONT/REAR

TL=Tubeless



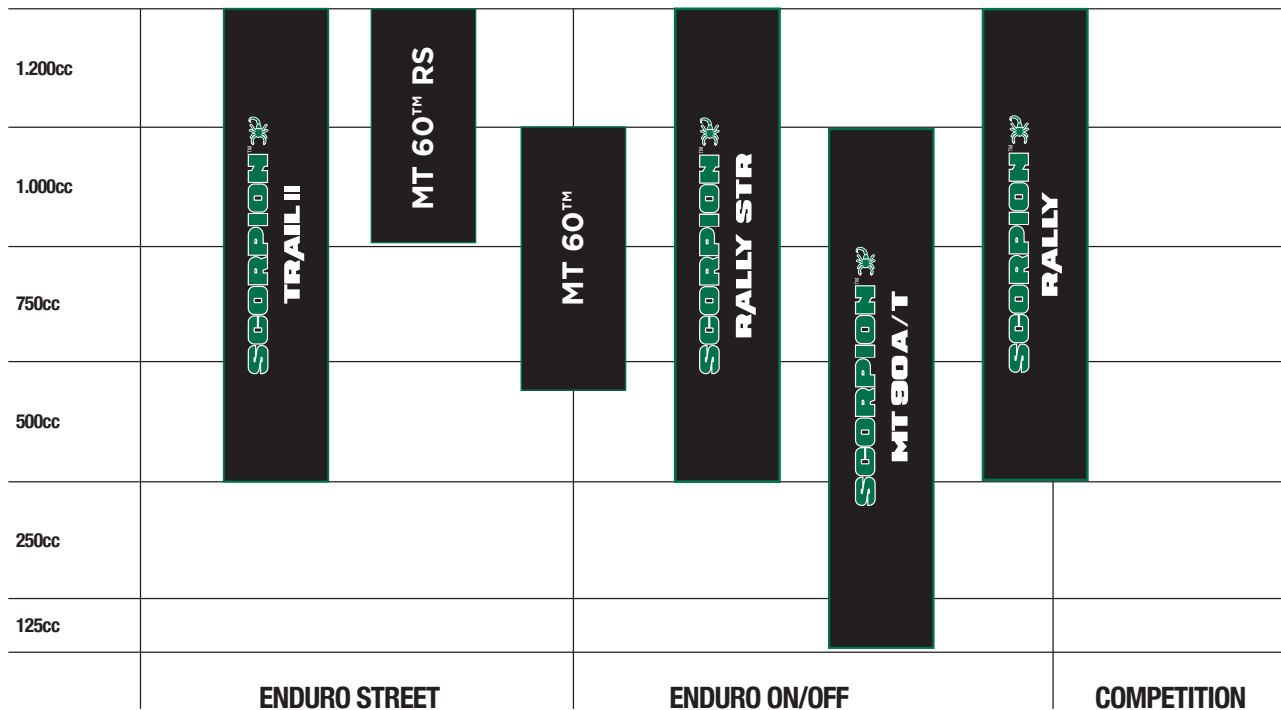




# ON/OFF-ROAD (Adventure/Dual Purpose)



Displacement



# SCORPION™ TRAIL II

## A NEW PATH FOR ADVENTURE

- Aggressive off road look
- Sport touring and enduro performance blended into one product
- BI-Compound rear
- Increased mileage
- Top level handling throughout the entire life
- Improved wet performance



FRONT		SCORPION TRAIL II			
	Size	Version	IP Codes	Notes	
17	120/70 ZR 17 M/C (58W) TL		2526300		
19	110/80 R 19 M/C 59V TL		2526500		
	120/70 R 19 M/C 60V TL		2802800		
21	120/70 ZR 19 M/C 60W TL	(D)	2746700		
	90/90 - 21 M/C 54V TL		3745800		

REAR		SCORPION TRAIL II			
	Size	Version	IP Codes	Notes	
17	130/80 R 17 M/C 65V TL		2526900		
	140/80 R 17 M/C 69V TL		2527000		
	150/70 R 17 M/C 69V TL		2527100		
	150/70 R 17 M/C 69V TL	(G)	2636400		
	160/60 ZR 17 M/C (69W) TL		2527200		
	170/60 R 17 M/C 72V TL		2802900		
	170/60 ZR 17 M/C 72W TL	(D)	2746800		
	170/60 ZR 17 M/C 72W TL	(K)	2803100		
	170/60 ZR 17 M/C 72W TL	(U)	4013700		
	180/55 ZR 17 M/C (73W) TL		2527400		
18	190/55 ZR 17 M/C (75W) TL		2527500		
	150/70 R 18 M/C 70V TL		2803200		

TL=Tubeless

### SPECIAL VERSION

**Front D** 120/70 ZR 19 M/C 60W TL 2746700. Different structure for improved stability on **Ducati** Multistrada 1200 Enduro.

**Front K** 120/70 ZR 19 M/C 60W TL 2803000. Different structure for improved stability on **KTM** Super Adventure 1290, Adventure 1190.

**Rear G** 150/70 R 17 M/C 69V TL 2636400. Reinforced sidewall structure for improved stability **BMW** F800GS.

**Rear D** 170/60 ZR 17 M/C 72W TL 2746800. Different structure for improved stability on **Ducati** Multistrada 1200 Enduro.

**Rear K** 170/60 ZR 17 M/C 72W TL 2803100. Different structure for improved stability on **KTM** Super Adventure 1290, Adventure 1190.



# MT 60™ RS

## ON OR OFF ROAD? PURE ADRENALINE

- Radial light knobbly tyre for impressive road performance
- Optimised tread pattern design for street use also on wet
- Cornering grip pleasure thanks to a dedicated compound



FRONT		MT 60 RS		
	Size	Version	IP Codes	Notes
16	130/90 B 16 M/C 67H TL		2925100	
17	120/70 ZR 17 M/C (58W) TL		2636000	
18	110/80 R 18 M/C 58H TL		2402500	
	120/70 ZR 18 M/C (59W) TL		2864500	

REAR		MT 60 RS		
	Size	Version	IP Codes	Notes
16	150/80 B16 M/C 77H TL Reinf		2925200	
17	160/60 R 17 M/C 69H TL		2504000	
	180/55 R 17 M/C 73H TL		2504100	
	180/55 ZR 17 M/C (73W) TL		2636100	
	180/55 ZR 17 M/C (73W) TL	(C)	3535100	

TL=Tubeless

### SPECIAL VERSION

**Rear C** 180/55 ZR 17 M/C (73W) TL 3535100. Different structure for improved stability on **Ducati Scrambler XL**.

# MT 60™

## ON OR OFF ROAD? JUST HAVE FUN

- Renowned knobbly tread pattern for street oriented performance on dual purpose bikes
- Modern bias construction for comfort and stability
- Special on-off block design for more grip and traction on all surfaces and in all weather conditions



FRONT		MT 60		
	Size	Version	IP Codes	Notes
19	100/90 - 19 M/C 57H TL		0282200	
	90/90 - 19 M/C 52P DP TT		4056500	
21	90/90 - 21 M/C 54H MST TL		3982400	NEW
	90/90 - 21 M/C 54H TL	(E)	3617700	
	90/90 - 21 M/C 54S MST TT	(A)	3966300	

REAR		MT 60		
	Size	Version	IP Codes	Notes
17	110/90 - 17 M/C 60P		0998000	
	120/90 - 17 M/C 64S		0947500	
	120/90 - 17 M/C 64S	(E)	3617800	
	130/80 - 17 M/C 65H MST TL		3982600	NEW
	140/80 - 17 M/C 69H MST TL		3982500	NEW
18	110/80 - 18 M/C 58T MST TT		3971500	NEW

TL=Tubeless

### SPECIAL VERSION

**Front E** 90/90 - 21 M/C 54H TL 3617700. **Royal Enfield Himalayan**  
**Rear E** 120/90 - 17 M/C 64S 3617800. **Royal Enfield Himalayan**

# SCORPION™ RALLY STR

## THE KNOBBLY ENDURO ON/OFF TYRE FOR ADVENTURE WITHOUT LIMITS

- Technological innovations provide traction on dirt, stability at high speeds, on-road handling agility and grip in all riding conditions
- A new compound, with a high content of silica, offers increased grip on both dry and wet surfaces, stability and a superior resistance to abrasion
- Increased width and length of the tyre's contour makes a larger contact patch for better stability
- Blocks are longer and wider, and the longitudinal distance between each line of knobs has been reduced to increase the contact patch, without compromising off-road traction
- Heat, generated by high speed, is distributed across a wider surface to prevent knob tearing



FRONT SCORPION RALLY STR				
	Size	Version	IP Codes	Notes
17	110/70 R 17 M/C 54H M+S TL		2808100	
	120/70 R 17 M/C 58H M+S TL		2919800	
	120/70 R 17 M/C 58V M+S TL		3246500	
18	110/80 R 18 M/C 58H M+S TL		3838800	
	120/70 R 18 M/C 59V M+S TL		3114900	
19	100/90 - 19 M/C 57V M+S TL		2865300	
	110/80 R 19 M/C 59H M+S TL		3246600	
	110/80 R 19 M/C 59V M+S TL		2865100	
	120/70 R 19 M/C 60V M+S TL		2803600	
21	90/90 - 21 M/C 54V M+S TL	(A)	3849300	NEW

REAR SCORPION RALLY STR				
	Size	Version	IP Codes	Notes
15	160/60 R 15 M/C 67H M+S TL		2919900	
17	130/80 R 17 M/C 65V M+S TL		2865400	
	140/80 R 17 M/C 69V M+S TL		2865500	
	150/60 R 17 M/C 66H M+S TL		2808200	
	150/70 R 17 M/C 69V M+S TL		2865200	
	170/60 R 17 M/C 72V M+S TL		2803700	
	180/55 R 17 M/C 73V M+S TL		3115000	
18	150/70 R 18 M/C 70V M+S TL		2803500	

M+S = Mud + Snow  
TL=Tubeless

### SPECIAL VERSION

Front A 90/90 - 21 M/C 54V M+S TL 3849300. OE Yamaha Tènèrè



### MAGAZINES & COMMENTS

*"The Scorpion™ Rally STR is a tyre with which anyone can feel comfortable on the road but it can also be used in dry off-road terrains. This tyre's mission profile is approximately 70 percent asphalt and 30 percent off-road terrain."*

Motorrad & Reisen Sehr gut (Germany) – Issue 88/2018

# SCORPION™ MT 90 A/T

## FOR ENDURO ROAD RACES WITH ALL ENGINE SIZES

- Flexibility of use on asphalt roads and on rough ground, with high levels of road holding and safety on all types of surface
- Tread with large central blocks for a more stable ride and V arrangement for the maximum grip in traction and braking
- Optimised carcass for best stability at high speeds even at full load
- Compound with balanced silica content capable of ensuring high mileage and better grip on both dry and wet surfaces



FRONT SCORPION MT 90 A/T				
	Size	Version	IP Codes	Notes
21	80/90 - 21 M/C 48S		1005100	
	90/90 - 21 M/C 54S MST TT		3983100	
	90/90 - 21 M/C 54V TL		1417500	

REAR SCORPION MT 90 A/T				
	Size	Version	IP Codes	Notes
17	120/90 - 17 M/C 64S MST TT		3967000	
18	110/80 - 18 M/C 58S MST TT		3966400	
	120/80 - 18 M/C 62S MST TT		3967100	
	140/80 - 18 M/C 70S MST TT		3983200	
	150/70 R 18 M/C 70V TL		1421900	

TL=Tubeless

# SCORPION™ RALLY

NEW SIZES



## THE CHOICE OF CHAMPIONS FOR DESERT RACING AND RALLIES

- 2 road legal off-road ranges in 1: the **Adventuring sizes** complement the **Rally Racing set**
- Outstanding off-road compound resistance with high overall performance even during intensive use
- Rear traction granted even on demanding surfaces

### Rally Racing set

- Front tread design and rear structure (with Odeg steel belt) optimised for extreme directional stability at high speed
- Tread knob ensure top off-road handling and traction over bottomless dunes

### Adventuring sizes

- Tread pattern enables incredible performance - wherever your adventure takes you. Off and on road.
- Carcass structure blends road handling and off-the road puncture resistance

FRONT SCORPION RALLY				
	Size	Version	IP Codes	Notes
19	110/80 R 19 M/C 59R MST TL		3870500	
	120/70 R 19 M/C 60T M+S TL		2439200	
21	90/90 - 21 M/C 54R M+S TL		4187200	NEW
	90/90 - 21 M/C 54R MST TT	Race	3908400	NEW

REAR SCORPION RALLY				
	Size	Version	IP Codes	Notes
17	150/70 R 17 M/C 69R MST TL		3870600	
	170/60 R 17 M/C 72T M+S TL		2439600	
18	140/80 - 18 M/C 70R MST	Race	3870300	
	150/70 R 18 M/C 70R M+S TL		4187300	NEW

M+S = Mud + Snow  
 TL=Tubeless  
 MST = Multi Service Tyre



### MAGAZINES & COMMENTS

Scorpion Rally Buying Advice daily use  
 - Motorrad 2019 (Germany)





# MT 21™ RALLYCROSS

## TURN OFF THE ROAD AND GO WHEREVER YOU WANT

- High stability and cornering precision thanks to carcass stiffness
- Tread pattern optimised for use on dirt and gravel roads, cross-country racing and desert tours
- Long lasting off-road performance and block tearing resistance thanks to special off-road compound



FRONT		MT 21 RALLYCROSS		
	Size	Version	IP Codes	Notes
21	80/90 - 21 M/C 48P M+S TT		3988700	
	90/90 - 21 M/C 54R M+S TT		3990400	

MST = Multi Service Tyre


REAR		MT 21 RALLYCROSS		
	Size	Version	IP Codes	Notes
17	120/90 - 17 M/C 64R M+S TT		3988400	
	130/90 - 17 M/C 68P M+S TT		3989100	
18	110/80 - 18 M/C 58P M+S TT		3988800	
	120/80 - 18 M/C 62R M+S TT		3988900	
	120/90 - 18 M/C 65R M+S TT		3989000	
	130/90 - 18 M/C 69R M+S TT		3988500	
	140/80 - 18 M/C 70R M+S TT		3988300	

# OFF-ROAD



**SCORPION** 

<b>PROFESSIONAL</b>	<b>FRONT</b>	MX32™ MID SOFT		MX32™ MID HARD	
	<b>REAR</b>	MX SOFT	MX32™ MID SOFT		
<b>TRAINING</b>		MX EXTRA X			
<b>XC</b>		XC MID SOFT	XC MID HARD		
		<b>SOFT</b>	<b>MID SOFT</b>	<b>MID HARD</b>	<b>HARD</b>

(\*) SCORPION, , MX32 are trademarks of Pirelli Tyre S.p.A.





## FIM MOTOCROSS WORLD CHAMPIONSHIP

MXGP: Jeffrey Herlings

MX2: Maxime Renaux







# HALL OF FAME

# 1980 - 2021

## 76 World Titles

500 cc Malherbe (Honda)	250 cc Jobè (Suzuki)	250 cc Laporte (Yamaha)	500 cc Malherbe (Honda)	250 cc Kinigarder (Ktm)	500 cc Thorpe (Honda)	500 cc Thorpe (Honda)	125 cc Parker (Ktm)	500 cc Jobè (Honda)	500 cc Martens (Husqvarna)	500 cc Smets (Husaberg)	250 cc S. Everts (Honda)	500 cc Bartolini (Yamaha)
125 cc H. Everts (Suzuki)	125 cc Geboers (Suzuki)	125 cc Rinaldi (Suzuki)	125 cc Stijbos (Cagiva)	125 cc Puzar (Suzuki)	125 cc Parker (Ktm)	125 cc Parker (Ktm)	125 cc Parker (Ktm)	125 cc Jobè (Honda)	125 cc Martens (Husqvarna)	125 cc Puzar (Honda)	125 cc Chiodi (Yamaha)	250 cc Bolley (Honda)
1980	1982	1984	1986	1989	1991	1993	1995	1997	1999			
1981	1983	1985	1987	1990	1992	1994	1996	1998	2000			
500 cc Malherbe (Honda)	500 cc Carlqvist (Yamaha)	500 cc Thorpe (Honda)	250 cc Gobers (Honda)	500 cc Geboers (Honda)	500 cc Jobè (Honda)	500 cc Hansson (Honda)	500 cc S. King (Ktm)	500 cc Smets (Husaberg)	125 cc Langston (Ktm)			
250 cc Hudson (Yamaha)	125 cc Geboers (Suzuki)	125 cc Vehokonen (Cagiva)		250 cc Puzar (Suzuki)	250 cc Smith (Yamaha)	125 cc Moore (Yamaha)						
125 cc H. Everts (Suzuki)												





Pirelli's high-level racing involvement has represented the driver for growth and continuous improvement of the Scorpion™ MX line. With such an extensive heritage of victories, the success of the Scorpion™ MX product range remains undoubted and shall continue for years to come.

500 cc S. Everts (Yamaha)			MX 1 S. Ramon (Suzuki)	MX 1 A. Cairoli (Ktm)	MX 1 A. Cairoli (Ktm)	MX 1 R. Febvre (Yamaha)	MXGP A. Cairoli (Ktm)	MXGP T. Gajser (Honda)	MXGP J. Herlings (Ktm)
250 cc Pichon (Suzuki)	MX - GP S. Everts (Yamaha)	MX 1 S. Everts (Yamaha)	MX 3 Y. De Maria (Yamaha)	MX 2 M. Musquin (Ktm)	MX 2 K. Roczen (Ktm)	MX 2 J. Herlings (Ktm)	MX 2 T. Gajser (Honda)	MX 2 P. Jonass (Ktm)	MX 2 M. Renaux (Yamaha)
2001	2003	2005	2007	2009	2011	2013	2015	2017	2019
2002	2004	2006	2008	2010	2012	2014	2016	2018	2020
500 cc S. Everts (Yamaha)	MX 1 S. Everts (Yamaha)	MX 1 S. Everts (Yamaha)	MX 1 D. Philippaerts (Yamaha)	MX 1 A. Cairoli (Ktm)	MX 1 A. Cairoli (Ktm)	MXGP A. Cairoli (Ktm)	MXGGP T. Gajser (Honda)	MXGP J. Herlings (Ktm)	MXGP T. Gajser (Honda)
250 cc Pichon (Suzuki)			MX 2 T. Rattray (Ktm)	MX 2 M. Musquin (Ktm)	MX 2 J. Herlings (Ktm)	MX 2 J. Tixier (Ktm)	MX 2 J. Herlings (Ktm)	MX 2 J. Prado (Ktm)	MX 2 T. Vialle (Ktm)
			MX 3 S. Breugelmans (Ktm)						





# SCORPION™ MX SOFT

## OUTSTANDING PERFORMANCE IN EXTREME SOFT CONDITIONS

- The rear tyre developed with MXGP champions, specifically designed for demanding racing in mud, sand, or clay dirt.
- Tall, thick turbine-shaped knobs featuring wide space in between for excellent self-cleaning in deep, bottomless sand or mud.
- New rubber recipe with innovative resistance to knob tearing, impact and abrasion for great duration.
- Side knobs for excellent grip at extreme lean angles.



REAR		SCORPION MX SOFT		
	Size	Version	IP Codes	Notes
12	80/100 - 12 NHS 50M		3659100	
16	90/100 - 16 NHS 51M		2901400	
19	100/90 - 19 NHS 57M		2901500	
	110/90 - 19 NHS 62M		3256900	

NHS = Not for highway service

# SCORPION™ MX32™ MID SOFT

NEW SIZES

## THE WINNINGEST TYRE OF WORLD MX GP CHAMPIONSHIP

- The winning equipment continuously developed in the most prestigious MXGP competitions
- Best performance from soft to intermediate terrain
- Mini-cross equipment updated with the latest tread pattern and material evolutions
- The portfolio ranges new winning STADIUM specifications developed to win Super-cross races



FRONT		SCORPION MX32™ MID SOFT		
	Size	Version	IP Codes	Notes
10	2.50 - 10 NHS 33J		3841800	
12	60/100 - 12 NHS 36M		3841900	
14	60/100 - 14 NHS 29M		3842000	
17	70/100 - 17 NHS 40M		4024400	
19	70/100 - 19 NHS 42M		3252600	
21	80/100 - 21 M/C 51M MST		2588300	
	80/100 - 21 M/C 51M MST	Stadium	4016500	Supercross NEW
	90/100 - 21 M/C 57M M+S		4108200	

REAR		SCORPION MX32™ MID SOFT		
	Size	Version	IP Codes	Notes
10	2.75 - 10 NHS 37J		3842200	
12	80/100 - 12 NHS 50M		3842300	
14	90/100 - 14 NHS 49M		3842400	
16	90/100 - 16 NHS 51M		3252700	
17	110/90 - 17 NHS 60M		4024600	NEW
19	100/90 - 19 NHS 57M		2588400	
	110/85 - 19 NHS 61M		3556200	
	110/90 - 19 NHS 62M		2588500	
	120/80 - 19 NHS 63M		3107500	
	120/80 - 19 NHS 63M	Stadium	4016600	Supercross NEW
	120/90 - 19 NHS 66M		3842500	
	120/90 - 19 NHS 66M	Stadium	4130500	Supercross NEW

MST = Multi Service Tyre  
NHS = Not for highway service



# SCORPION™ MX32™ MID HARD

NEW SIZES

## THE CHOICE OF CHAMPIONS FOR THE BEST PERFORMANCES ON MID-HARD TO HARD TERRAINS

- The portfolio ranges new winning STADIUM specifications developed to win Super-cross races
- Best performance from intermediate to mid-hard terrain
- Ideal for fast and durable easy racing



FRONT		SCORPION MX32™ MID HARD		
	Size	Version	IP Codes	Notes
21	80/100 - 21 M/C 51M MST		3556300	
	90/100 - 21 M/C 57M M+S		3842600	

REAR		SCORPION MX32™ MID HARD		
	Size	Version	IP Codes	Notes
19	100/90 - 19 NHS 57M		3107400	
	110/90 - 19 NHS 62M		3842700	
	110/90 - 19 NHS 62M	Stadium	4016800	Supercross NEW
	120/80 - 19 NHS 63M		3842800	

MST = Multi Service Tyre  
 NHS = Not for highway service



# SCORPION™ MX EXTRA X

## THE OPTIMAL CHOICE FOR EASY RACING ON MULTIPLE TERRAINS

- Grip and traction on a wide range of terrain (from mid soft to mid hard)
- Perfect application for training
- Optimal compromise between performance and durability



FRONT SCORPION MX EXTRA X				
	Size	Version	IP Codes	Notes
21	80/100 - 21 M/C 51M MST		2588600	

REAR SCORPION MX EXTRA X				
	Size	Version	IP Codes	Notes
19	100/90 - 19 NHS 57M		2588700	
	110/90 - 19 NHS 62M		2588800	
	120/90 - 19 NHS 66M		4024700	

MST = Multi Service Tyre  
NHS = Not for highway service

# MT 16™ GARACROSS

## ALL-AROUND OFF-ROAD TIRE WITH GREAT DURABILITY

- High level of grip
- Traction and grip in changing conditions terrains



FRONT MT 16 GARACROSS				
	Size	Version	IP Codes	Notes
21	80/100 - 21 M/C 51R MST		1418500	

REAR MT 16 GARACROSS				
	Size	Version	IP Codes	Notes
18	110/100 - 18 NHS (64)		1418700	
	120/100 - 18 NHS (59)		1418600	

MST = Multi Service Tyre  
NHS = Not for highway service



## SCORPION™ XC MID SOFT

### WINNING CROSS-COUNTRY TYRE IN MID SOFT CONDITIONS

- High Module Low Shrinkage polyester carcass for regular and large footprint area to maximize traction and braking
- Optimised steering precision and traction provided by the small hard blocks on the front
- Racing compound for a high performance level for the entire race, regardless of conditions



FRONT		SCORPION XC MID SOFT			
	Size	Version	IP Codes	Notes	
21	80/100 - 21 M/C 51R MST		3888600		

REAR		SCORPION XC MID SOFT			
	Size	Version	IP Codes	Notes	
18	110/100 - 18 NHS 64M		3556600		
	120/100 - 18 NHS 68M		3556700		

MST = Multi Service Tyre

## SCORPION™ XC MID HARD

### ULTIMATE CROSS-COUNTRY TYRE FOR MEDIUM TO HARD TERRAIN

- High stability, cornering precision and good puncture resistance thanks to carcass stiffness
- Long lasting off-road performance and block tearing resistance provided by special off - road compound
- Blocks layout optimized to increase the number of blocks on contact area and the quantity of working edges for maximum grip and traction
- Heavy duty and DOT homologated



FRONT		SCORPION XC MID HARD			
	Size	Version	IP Codes	Notes	
21	80/100 - 21 NHS 51R		3107800		

REAR		SCORPION XC MID HARD			
	Size	Version	IP Codes	Notes	
18	100/100 - 18 NHS 59R		3107900		
	110/100 - 18 M/C 64M MST		1942200		
	120/100 - 18 M/C 68M M+S		1768100		
	140/80 - 18 M/C 70M M+S		1804600		

MST = Multi Service Tyre  
M+S = Mud + Snow

# MT 43™ PRO TRIAL

## TRIAL BIKES, TRAIL FUN

- Road legal trial equipment
- Reliable and durable on hard, wet and dry terrain



FRONT		MT 43 PRO TRIAL		
	Size	Version	IP Codes	Notes
<b>21</b>	2.75 - 21 45P TL		1414400	

REAR		MT 43 PRO TRIAL		
	Size	Version	IP Codes	Notes
<b>18</b>	4.00 - 18 64P DP TL		1414500	

DP = Dual Purpose  
TL=Tubeless



# MOUSSE



Mousses are rubber foam equipments which – beside preventing flat tyres during through off-road sections – feature dynamic properties capable to make faster, more efficient or simply effortless the off-road racing.

PIRELLI mousses are intended to replace inner tubes in off-road tyres for both motocross and Enduro competitions; once fitted, PIRELLI mousses simulate an equivalent inflation pressure to 0.7bar +/-0.1, far below the pressure advised for on-road use.

Particular attention must be then paid to suspension settings when racing with mousses.

PIRELLI mousse are marked NHS, which means they must not be used on public roads.

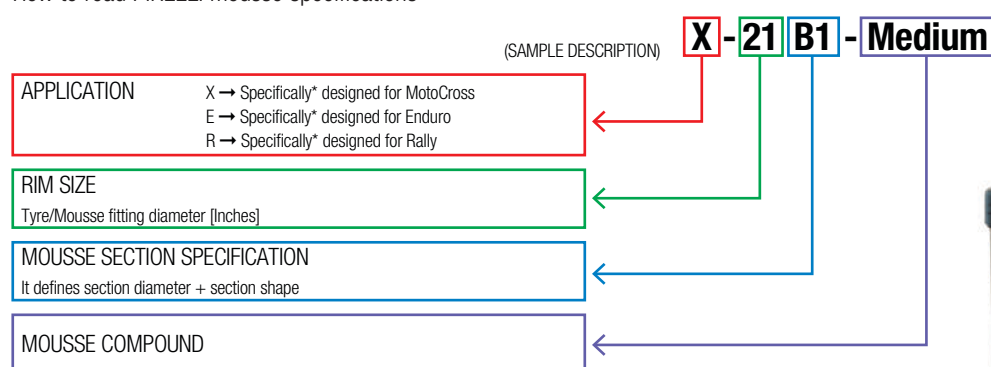
When fitting a mousse, the mounting lubricant gel must be spread completely inside the tyre, avoiding the beads.

PIRELLI mousse are available in 12", 14", 16", 18", 19" and 21" fitments, and must be fitted using PIRELLI mousse gel.

## MOUSSE

Ipcode	Desc – Service	Application	Suggested Tyre	Fitment
9320200	MOUSSE X-12B1-Medium	Cross	80/100-12	R
9319900	MOUSSE X-14A1-Medium	Cross	60/100-14	F
9320100	MOUSSE X-16C1-Medium	Cross	90/100-16	R
9254200	MOUSSE E-18F1-Medium	Cross	120/90-18	R
9320000	MOUSSE X-19A1-Medium	Cross	70/100-19	F
9254700	MOUSSE X-19E1-Medium	Cross	110/90	R
9254900	MOUSSE X-19F1-Medium	Cross	120/80, 120/90	R
9253800	MOUSSE X-21B1-Medium	Cross	80/100-21	F
9254400	MOUSSE E-18H1-Medium	Enduro	140/80-18	R
9254300	MOUSSE E-18H1-Soft	Enduro	140/80-18	R
9254000	MOUSSE E-21C1-Medium	Enduro	90/90	F
9264800	MOUSSE R-18H1-Medium	Rally	140/80-18	R

How to read PIRELLI mousse specifications



\*but not exclusively

## GEL

Description	IP Codes
BOX of 12 GEL Tube 60g	9203200
GEL TUB 1 Kg	9203400





**PIRELLI**





# SCOOTER



650cc		DIABLO ROSSO™ SCOOTER	ANGEL™ SCOOTER		
500cc					
300cc					
200cc				SL 60™	
125cc	DIABLO ROSSO™ SCOOTER SC		SC 30™		SL 90™
100cc					
50cc					
	RACING	SPORT	TOURING	URBAN	ON/OFF



# DIABLO

ROSSO SCOOTER SC

## THE NEXT LEVEL FOR SCOOTER RACING.

- Specifically designed for the racing activity of sporty scooters
- Full Carbon-black racing compound for top grip and racing handling granted for the entire race
- Tread pattern with iconic flash design derived from Diablo Supercorsa
- Street legal



FRONT		DIABLO ROSSO™ SCOOTER SC			
	Size	Version	IP Codes	Notes	
12	100/90 - 12 M/C 64P TL Reinf		2903500		

REAR		DIABLO ROSSO™ SCOOTER SC			
	Size	Version	IP Codes	Notes	
12	120/80 - 12 M/C 55P TL		3626100		

TL=Tubeless



# DIABLO

## ROSSO SCOOTER

THE NEXT LEVEL FOR HIGH PERFORMANCE SCOOTERS WITH PIRELLI'S DIABLO™ FAMILY DNA. BRINGING MOTORCYCLE PERFORMANCE ON A SCOOTER TYRE. PROVIDING UNPRECEDENTED GRIP AND HANDLING.

- Improved handling, absolute grip and performance in the wet combining all the latest technologies, materials, processes, and know-how achieved by PIRELLI in the racing activities
- Dedicated to riders with a sporty riding style, both in the urban environment and/or on winding roads or mountain passes
- High Silica Dual-Compound in radial rear sizes for high speed stability and excellent cornering grip



FRONT DIABLO ROSSO™ SCOOTER				
	Size	Version	IP Codes	Notes
10	100/90 - 10 56J TL		3995100	FRONT/REAR
12	110/70 - 12 47P TL		2925300	
	120/70 - 12 58P TL Reinf		2925400	FRONT/REAR
13	110/70 - 13 M/C 48P TL		3995400	
	120/70 - 13 M/C 53P TL		3995500	
14	100/80 - 14 M/C 54S TL Reinf		3995600	FRONT/REAR
	120/70 - 14 M/C 55S TL		2768500	
	120/70 R 14 M/C 55H TL		2768600	
	120/80 - 14 M/C 58S TL		2768700	FRONT/REAR
15	120/70 - 15 M/C 56S TL		2768800	
	120/70 R 15 M/C 56H TL		2768900	
16	120/70 R 16 M/C 57H TL		2769000	
17	120/70 R 17 M/C 58H TL		3828200	

REAR DIABLO ROSSO™ SCOOTER				
	Size	Version	IP Codes	Notes
12	130/70 - 12 62P TL Reinf		2925500	
13	110/70 - 13 M/C 54S TL Reinf		3995700	FRONT/REAR
	130/70 - 13 M/C 63P TL Reinf		3803700	
	140/70 - 13 M/C 61P TL		4017500	
14	150/70 - 13 M/C 64S TL		2769100	
	150/70 - 14 M/C 66S TL		2769200	
	160/60 R 14 M/C 65H TL		2769300	
15	160/60 R 15 M/C 67H TL		2769400	
	160/60 R 15 M/C 67H TL		2769400	

TL=Tubeless



### MAGAZINES & COMMENTS

*"The Diablo Rosso convinced our testers and is highly recommended by our editorial department."*

Scooter & Sport Empfehlung der Redaktion (Germany) – Issue 05/2018





## SC 30™

### THE CLASSIC SCOOTER TYRE

- Restored original classic designed tread pattern design
- Wide tread profile and stiff carcass
- Updated compound and carcass materials for contemporary top safety standards



#### FRONT/REAR SC 30

	Size	Version	IP Codes	Notes
10	3.00 - 10 42J		0401900	
	3.50 - 10 51J		4012000	

TL=Tubeless

## SL 60™

### ON/OFF TREAD PATTERN FOR SCOOTERS WITH 10" AND 12" WHEELS

- Low section profile and stiff carcass
- Large tread blocks for more grip on all surfaces and wet performance



#### FRONT/REAR SL 60

	Size	Version	IP Codes	Notes
10	120/90 - 10 57J TL		0550500	
	130/90 - 10 61J TL		0550800	
12	120/80 - 12 55J TL		0800000	
	130/80 - 12 60J TL		0800100	

TL=Tubeless

## SL 90™

### DUAL PURPOSE TREAD PATTERN FOR 10" SIZES

- Big central knobs of the rear tread pattern for riding comfort, high mileage and even wear



#### FRONT SL 90

	Size	Version	IP Codes	Notes
10	120/90 - 10 57L TL		1471600	
12	120/70 - 12 51L TL		2011000	

#### REAR SL 90

	Size	Version	IP Codes	Notes
10	150/80 - 10 65L TL		1471700	
12	130/70 - 12 56L TL		2011100	

TL=Tubeless



**THE GUARDIAN ANGEL FOR URBAN MOBILITY  
EXCELLENT COMFORT, TOP WET PERFORMANCE AND  
HANDLING FOR THE URBAN JUNGLE.**

- High comfort thanks to the combined action of stiff structures and tread pattern design
- High silica compound for top wet performance
- Dynamic urban handling thanks to the multi radius contour allowing quicker change of direction

NEW SIZES



FRONT ANGEL™ SCOOTER				
	Size	Version	IP Codes	Notes
<b>10</b>	3.00 - 10 50J TL Reinf		2903200	
	3.50 - 10 59J TL Reinf		2903000	
	80/90 - 10 44J TL		2903400	
	80/100 - 10 46J TL		2903300	
	100/80 - 10 53L TL		3843500	
	100/90 - 10 56J TL		2903100	
	110/80 - 10 58J TL		3843600	
	120/90 - 10 66J TL		3843800	
<b>11</b>	130/90 - 10 61J TL		3844000	
	110/70 - 11 45L TL		2924900	
<b>12</b>	90/90 - 12 44J TL		4017600	NEW
	100/90 - 12 59J TL		3995000	
	110/70 - 12 47P TL		2769500	
	110/90 - 12 64P TL		2769600	
	110/100 - 12 67J TL		3844200	
	120/70 - 12 51L TL		4017700	NEW
<b>13</b>	120/70 - 12 51P TL		2769700	
	120/70 - 12 51S TL		2769800	
	110/70 - 13 M/C 48P TL		2769900	
	110/70 - 13 M/C 48S TL		3078300	
<b>14</b>	110/90 - 13 M/C 56P TL		2770000	
	120/70 - 13 M/C 53P TL		2770100	
	80/80 - 14 M/C 43S TL Reinf		2925700	
<b>15</b>	90/80 - 14 M/C 49S TL Reinf		2770200	FRONT/REAR
	120/70 - 14 M/C 55P TL		2770300	FRONT/REAR
	120/70 - 14 M/C 55P TL		2770400	
<b>16</b>	120/70 - 15 M/C 56P TL		2770500	
	90/80 - 16 M/C 51S TL Reinf		2902200	FRONT/REAR
	100/80 - 16 M/C 50P TL		2770600	
	110/70 - 16 M/C 52P TL		2770700	FRONT/REAR
	110/70 - 16 M/C 52S TL		2770800	

**SPECIAL VERSION**

Rear B 150/70 - 14 M/C 66S TL 3567600. OE Piaggio Beverly 350

REAR ANGEL™ SCOOTER				
	Size	Version	IP Codes	Notes
<b>10</b>	90/90 - 10 50J TL		2902900	FRONT/REAR
	120/70 - 10 54L TL Reinf		3843700	FRONT/REAR
	130/70 - 10 59L TL Reinf		3843900	FRONT/REAR
<b>11</b>	120/70 - 11 56L TL Reinf		2925000	FRONT/REAR
	130/70 - 11 60L TL Reinf		3844100	FRONT/REAR
<b>12</b>	120/70 - 12 58P TL Reinf		2770900	
	130/70 - 12 56L TL		4017800	FRONT/REAR - NEW
	130/70 - 12 62P TL Reinf		2771000	FRONT/REAR
	140/70 - 12 65P TL Reinf		2771100	
<b>13</b>	110/70 - 13 M/C 54S TL Reinf		4108800	FRONT/REAR - NEW
	130/60 - 13 M/C 60P TL Reinf		2771400	FRONT/REAR
	130/70 - 13 M/C 63P TL Reinf		2771200	
	140/60 - 13 M/C 63P TL Reinf		2771300	
	140/70 - 13 M/C 61P TL		2902100	
	150/70 - 13 M/C 64S TL		3107300	
<b>14</b>	100/80 - 14 M/C 54S TL Reinf		2902300	FRONT/REAR
	100/90 - 14 M/C 57P TL Reinf		3445700	
	110/70 - 14 M/C 56S TL Reinf		2925600	
	110/80 - 14 M/C 59S TL Reinf		2902800	FRONT/REAR
	120/80 - 14 M/C 58P TL		2864000	FRONT/REAR
	140/60 - 14 M/C 64P TL Reinf		2771500	
	140/60 - 14 M/C 64S TL Reinf		2854300	
	140/70 - 14 M/C 68P TL Reinf		2771600	
	140/70 - 14 M/C 68S TL Reinf		2771700	
	150/70 - 14 M/C 66P TL		2771800	
<b>15</b>	150/70 - 14 M/C 66S TL		2771900	
	150/70 - 14 M/C 66S TL	(B)	3567600	
<b>15</b>	130/80 - 15 M/C 63S TL		2854400	
<b>16</b>	120/80 - 16 M/C 60P TL		2772000	
	130/70 - 16 M/C 61P TL		2772100	
	130/70 - 16 M/C 61S TL		3783900	
	130/70 R 16 M/C 61S TL		2772200	
	130/80 - 16 M/C 64P TL		2772300	
	140/70 - 16 M/C 65P TL		2772400	

TL=Tubeless



## PIRELLI - Flaps

Size	IP Codes
15/28	9108100
15/46	9067200
16-17/28	9067400
17/42	9067600
17/60	9072100
18-19/23	9067700
18-19/42	9289500
18-19/50 L	9260000

## PIRELLI - Tubes

	Size	Version	IP Codes	Notes
10	ME-D10V1-09-1	V1-09-01	2552710	2.50-10, 2.75-10
	10 C 10	V1-08-01	2598310	3.00-10, 3.50-10, 80/90-10, 90/90-10, 100/80-10, 100/90-10, 110/80-10, 120/90-10
12	MA 12 M/C	V1-09-01	2552810	80/100-12
14	MB 14 M/C	V1-09-01	2598510	90/100-14, 110/80-14
	MA 14 M/C	V1-09-01	2598610	60/100-14
15	MD 16 M/C	V1-09-01	2552310	130/90-16, 140/80-16, 150/80-16, 130/90-15, 140/90-15, 150/90-15, 140/90-16, MU85-16, MT90 -16, MU90-16
	MD 15/16	V1-09-01	3849510	160/70-15, 140/80-15, 150/80-15, 160/80-15, 130/90-15, 140/90-15, 150/90-15, MU90-15, 160/70-16, 140/80-16, 150/80-16, 160/80-16, 130/90-16, 140/90-16, 150/90-16, MU90-16, MT90-16, MU85-16
16	MB 16 M/C	V1-09-01	2108910	3.1/4-16, 3.00-16, 3.25-16, 3.50-16, 90/90-16, 100/90-16, 110/80-16, 80/100-16, 90/100-16
	MC 16 M/C	V1-09-01	2598710	110/90-16, 120/80-16, 120/90-16
17	MA 17 M/C	V1-09-01	2108210	2.75-17, 3.00-17, 3.25-17, 3.50-17, 3.75-17, 70/100-17, 80/100-17, 90/90-17, 90/80-17, 100/80-17
	MC 17V1-09-1(*)	V1-09-01	2108510	4.00-17, 4.60-17, 110/80-17, 110/90-17, 120/70-17, 120/80-17, 120/90-17, 130/70-17, 110/70-17
	MD 17 M/C	V1-09-01	2108610	5.10-17, 130/80-17, 130/90-17, 140/70-17, 140/80-17, 150/70-17, 160/60-17, 160/70-17
	MB 17V1-09-1	V1-09-01	3557010	110/70R17
18	MA 18V1-09-1(*)	V1-09-01	2107610	3.1/4-18, 2.50-18, 2.75-18, 3.00-18, 3.25-18, 90/90-18, 100/80-18, 80/100-18
	MB 18V1-09-1(*)	V1-09-01	2107710	3.50-18, 4.00-18, 4.10-18, 120/70-18, 100/90-18, 110/80-18, 90/100-18, 110/100-18
	MD 18V1-09-1(*)	V1-09-01	2107810	4.00-18, 4.25-18, 4.50-18, 4.60-18, 5.10-18, 120/80-18, 110/90-18, 120/90-18, 130/80-18, 100/100-18, 130/90-18, 140/70-18, 140/80-18, 150/70-18
	21 B 18 NHS	V1-09-01	2552510	100/100-18, 110/100-18, 120/100-18
19	MA 19V1-09-1(*)	V1-09-01	2107910	2,75-19, 3.00-19, 3.25-19, 3.60-19, 90/90-19
	MH 19V1-09-1(*)	V1-09-01	2110510	2.50-19 , 70/100-19
	MC 19V1-09-1*	V1-09-01	2552210	100/80-19, 100/90-19, 110/90-19, 110/80-19, 120/80-19
	21 B 19 NHSV1-09-1*	V1-09-01	2552610	100/90-19, 110/90-19, 110/80-19, 120/80-19, 130/80-19, 140/80-19
21	MA 21V1-09-1(*)	V1-09-01	2108110	2.50-21, 2.75-21, 3.00-21, 70/90-21, 80/90-21, 90/90-21, 80/100-21
	10 B 21 NHSV1-09-1	V1-09-01	2596710	3.00-21, 80/100-21, 90/90-21

# PIRELLI - Moto tubes

T-rim	Application	PROD-ID	Description		Thickness (mm)	ValveDIN	Valve ETRTO	Valve TRA	Valve Bend	Valve Pos	Application
10	2.50 - 10	2552710	MA 10 M/C	Tube PI Valve V1-09-1	1,40	34G	V1-09-1	TR4			970 - TUBE MOTO
	2.75 - 10	2552710	MA 10 M/C	Tube PI Valve V1-09-1	1,40	34G	V1-09-1	TR4			970 - TUBE MOTO
12	60/100 - 12	2598910	MH 12 M/C	Tube PI Valve V1-09-1	1,40	34G	V1-09-1	TR4			970 - TUBE MOTO
	80/100 - 12	2552810	MA 12 M/C	Tube PI Valve V1-09-1	1,40	34G	V1-09-1	TR4			970 - TUBE MOTO
14	60/100 - 14	2598610	MA 14 M/C	Tube PI Valve V1-09-1	1,40	34G	V1-09-1	TR4			970 - TUBE MOTO
	90/100 - 14	2598510	MB 14 M/C	Tube PI Valve V1-09-1	1,40	34G	V1-09-1	TR4			970 - TUBE MOTO
	110/80 - 14	2598510	MB 14 M/C	Tube PI Valve V1-09-1	1,40	34G	V1-09-1	TR4			970 - TUBE MOTO
15	130/90 - 15	2552310	MD 16 M/C	Tube PI Valve V1-09-1	1,40	34G	V1-09-1	TR4			970 - TUBE MOTO
16	80/100 - 16	2108910	MB 16 M/C	Tube PI Valve V1-09-1	1,40	34G	V1-09-1	TR4			970 - TUBE MOTO
	90/100 - 16	2108910	MB 16 M/C	Tube PI Valve V1-09-1	1,40	34G	V1-09-1	TR4			970 - TUBE MOTO
	3-1/4 - 16	2108910	MB 16 M/C	Tube PI Valve V1-09-1	1,40	34G	V1-09-1	TR4			970 - TUBE MOTO
	3.00 - 16	2108910	MB 16 M/C	Tube PI Valve V1-09-1	1,40	34G	V1-09-1	TR4			970 - TUBE MOTO
	3.25 - 16	2108910	MB 16 M/C	Tube PI Valve V1-09-1	1,40	34G	V1-09-1	TR4			970 - TUBE MOTO
	3.50 - 16	2108910	MB 16 M/C	Tube PI Valve V1-09-1	1,40	34G	V1-09-1	TR4			970 - TUBE MOTO
	90/90 - 16	2108910	MB 16 M/C	Tube PI Valve V1-09-1	1,40	34G	V1-09-1	TR4			970 - TUBE MOTO
	100/90 - 16	2108910	MB 16 M/C	Tube PI Valve V1-09-1	1,40	34G	V1-09-1	TR4			970 - TUBE MOTO
	110/90 - 16	2598710	MC 16 M/C	Tube PI Valve V1-09-1	1,40	34G	V1-09-1	TR4			970 - TUBE MOTO
	120/90 - 16	2598710	MC 16 M/C	Tube PI Valve V1-09-1	1,40	34G	V1-09-1	TR4			970 - TUBE MOTO
	130/90 - 16	2552310	MD 16 M/C	Tube PI Valve V1-09-1	1,40	34G	V1-09-1	TR4			970 - TUBE MOTO
	140/90 - 16	2552310	MD 16 M/C	Tube PI Valve V1-09-1	1,40	34G	V1-09-1	TR4			970 - TUBE MOTO
	150/90 - 16	2552310	MD 16 M/C	Tube PI Valve V1-09-1	1,40	34G	V1-09-1	TR4			970 - TUBE MOTO
	110/80 - 16	2108910	MB 16 M/C	Tube PI Valve V1-09-1	1,40	34G	V1-09-1	TR4			970 - TUBE MOTO
	120/80 - 16	2598710	MC 16 M/C	Tube PI Valve V1-09-1	1,40	34G	V1-09-1	TR4			970 - TUBE MOTO
	130/80 - 16	2552310	MD 16 M/C	Tube PI Valve V1-09-1	1,40	34G	V1-09-1	TR4			970 - TUBE MOTO
140/80 - 16	2552310	MD 16 M/C	Tube PI Valve V1-09-1	1,40	34G	V1-09-1	TR4			970 - TUBE MOTO	
150/80 - 16	2552310	MD 16 M/C	Tube PI Valve V1-09-1	1,40	34G	V1-09-1	TR4			970 - TUBE MOTO	
110/70 - 16	2108910	MB 16 M/C	Tube PI Valve V1-09-1	1,40	34G	V1-09-1	TR4			970 - TUBE MOTO	
140/70 - 16	2598710	MC 16 M/C	Tube PI Valve V1-09-1	1,40	34G	V1-09-1	TR4			970 - TUBE MOTO	
17	70/100 - 17	2108210	MA 17 M/C	Tube PI Valve V1-09-1	1,40	34G	V1-09-1	TR4			970 - TUBE MOTO
	2.75 - 17	2108210	MA 17 M/C	Tube PI Valve V1-09-1	1,40	34G	V1-09-1	TR4			970 - TUBE MOTO
	3.00 - 17	2108210	MA 17 M/C	Tube PI Valve V1-09-1	1,40	34G	V1-09-1	TR4			970 - TUBE MOTO
	3.25 - 17	2108210	MA 17 M/C	Tube PI Valve V1-09-1	1,40	34G	V1-09-1	TR4			970 - TUBE MOTO
	3.50 - 17	2108210	MA 17 M/C	Tube PI Valve V1-09-1	1,40	34G	V1-09-1	TR4			970 - TUBE MOTO
	3.75 - 17	2108210	MA 17 M/C	Tube PI Valve V1-09-1	1,40	34G	V1-09-1	TR4			970 - TUBE MOTO
	4.00 - 17	2108510	MC 17 M/C	Tube PI Valve V1-09-1	1,40	34G	V1-09-1	TR4			970 - TUBE MOTO
	4.60 - 17	2108510	MC 17 M/C	Tube PI Valve V1-09-1	1,40	34G	V1-09-1	TR4			970 - TUBE MOTO
	5.10 - 17	2108610	MD 17 M/C	Tube PI Valve V1-09-1	1,40	34G	V1-09-1	TR4			970 - TUBE MOTO
	110/90 - 17	2108510	MC 17 M/C	Tube PI Valve V1-09-1	1,40	34G	V1-09-1	TR4			970 - TUBE MOTO
	120/90 - 17	2108510	MC 17 M/C	Tube PI Valve V1-09-1	1,40	34G	V1-09-1	TR4			970 - TUBE MOTO
	130/90 - 17	2108610	MD 17 M/C	Tube PI Valve V1-09-1	1,40	34G	V1-09-1	TR4			970 - TUBE MOTO
	90/80 - 17	2108210	MA 17 M/C	Tube PI Valve V1-09-1	1,40	34G	V1-09-1	TR4			970 - TUBE MOTO
	100/80 - 17	2108210	MA 17 M/C	Tube PI Valve V1-09-1	1,40	34G	V1-09-1	TR4			970 - TUBE MOTO
	110/80 - 17	2108510	MC 17 M/C	Tube PI Valve V1-09-1	1,40	34G	V1-09-1	TR4			970 - TUBE MOTO
	120/80 - 17	2108510	MC 17 M/C	Tube PI Valve V1-09-1	1,40	34G	V1-09-1	TR4			970 - TUBE MOTO
	130/80 - 17	2108610	MD 17 M/C	Tube PI Valve V1-09-1	1,40	34G	V1-09-1	TR4			970 - TUBE MOTO
	140/80 - 17	2108610	MD 17 M/C	Tube PI Valve V1-09-1	1,40	34G	V1-09-1	TR4			970 - TUBE MOTO
	120/70 - 17	2108510	MC 17 M/C	Tube PI Valve V1-09-1	1,40	34G	V1-09-1	TR4			970 - TUBE MOTO
	120/70 R 17	2108510	MC 17 M/C	Tube PI Valve V1-09-1	1,40	34G	V1-09-1	TR4			970 - TUBE MOTO
	130/70 - 17	2108510	MC 17 M/C	Tube PI Valve V1-09-1	1,40	34G	V1-09-1	TR4			970 - TUBE MOTO
	140/70 - 17	2108610	MD 17 M/C	Tube PI Valve V1-09-1	1,40	34G	V1-09-1	TR4			970 - TUBE MOTO
150/70 - 17	2108610	MD 17 M/C	Tube PI Valve V1-09-1	1,40	34G	V1-09-1	TR4			970 - TUBE MOTO	
160/70 - 17	2108610	MD 17 M/C	Tube PI Valve V1-09-1	1,40	34G	V1-09-1	TR4			970 - TUBE MOTO	
160/60 - 17	2108610	MD 17 M/C	Tube PI Valve V1-09-1	1,40	34G	V1-09-1	TR4			970 - TUBE MOTO	





## PIRELLI - Moto tubes

T-rim	Application	PROD-ID	Description		Thickness (mm)	ValveDIN	Valve ETRTO	Valve TRA	Valve Bend	Valve Pos	Application
21	80/100 - 21	2596710	10 B 21 NHS	Tube PI Valve V1-09-1	2,50	34G	V1-09-1	TR4			970 - TUBE MOTO
	80/100 - 21	2108110	MA 21 M/C	Tube PI Valve V1-09-1	1,40	34G	V1-09-1	TR4			970 - TUBE MOTO
	90/100 - 21	2596710	10 B 21 NHS	Tube PI Valve V1-09-1	2,50	34G	V1-09-1	TR4			970 - TUBE MOTO
	2.50 - 21	2108110	MA 21 M/C	Tube PI Valve V1-09-1	1,40	34G	V1-09-1	TR4			970 - TUBE MOTO
	2.75 - 21	2108110	MA 21 M/C	Tube PI Valve V1-09-1	1,40	34G	V1-09-1	TR4			970 - TUBE MOTO
	3.00 - 21	2596710	10 B 21 NHS	Tube PI Valve V1-09-1	2,50	34G	V1-09-1	TR4			970 - TUBE MOTO
	3.00 - 21	2108110	MA 21 M/C	Tube PI Valve V1-09-1	1,40	34G	V1-09-1	TR4			970 - TUBE MOTO
	3.25 - 21	2596710	10 B 21 NHS	Tube PI Valve V1-09-1	2,50	34G	V1-09-1	TR4			970 - TUBE MOTO
	70/90 - 21	2108110	MA 21 M/C	Tube PI Valve V1-09-1	1,40	34G	V1-09-1	TR4			970 - TUBE MOTO
	80/90 - 21	2108110	MA 21 M/C	Tube PI Valve V1-09-1	1,40	34G	V1-09-1	TR4			970 - TUBE MOTO
	90/90 - 21	2596710	10 B 21 NHS	Tube PI Valve V1-09-1	2,50	34G	V1-09-1	TR4			970 - TUBE MOTO
	90/90 - 21	2108110	MA 21 M/C	Tube PI Valve V1-09-1	1,40	34G	V1-09-1	TR4			970 - TUBE MOTO

## PIRELLI - Scooter tubes

T-rim	Application	PROD-ID	Description		Thickness (mm)	ValveDIN	Valve ETRTO	Valve TRA	Valve Bend	Valve Pos	Application
10	3.00 - 10	2598310	10 C 10	Tube PI Valve V1-08-1	1,40	33G/90	V1-08-1	~TR87	90		971 - TUBE SCOOTER
	3.50 - 10	2598310	10 C 10	Tube PI Valve V1-08-1	1,40	33G/90	V1-08-1	~TR87	90		971 - TUBE SCOOTER
	80/90 - 10	2598310	10 C 10	Tube PI Valve V1-08-1	1,40	33G/90	V1-08-1	~TR87	90		971 - TUBE SCOOTER
	100/90 - 10	2598310	10 C 10	Tube PI Valve V1-08-1	1,40	33G/90	V1-08-1	~TR87	90		971 - TUBE SCOOTER
	100/80 - 10	2598310	10 C 10	Tube PI Valve V1-08-1	1,40	33G/90	V1-08-1	~TR87	90		971 - TUBE SCOOTER
	110/80 - 10	2598310	10 C 10	Tube PI Valve V1-08-1	1,40	33G/90	V1-08-1	~TR87	90		971 - TUBE SCOOTER
	120/70 - 10	2598310	10 C 10	Tube PI Valve V1-08-1	1,40	33G/90	V1-08-1	~TR87	90		971 - TUBE SCOOTER
	130/70 - 10	2598310	10 C 10	Tube PI Valve V1-08-1	1,40	33G/90	V1-08-1	~TR87	90		971 - TUBE SCOOTER

## PIRELLI - Moped tubes

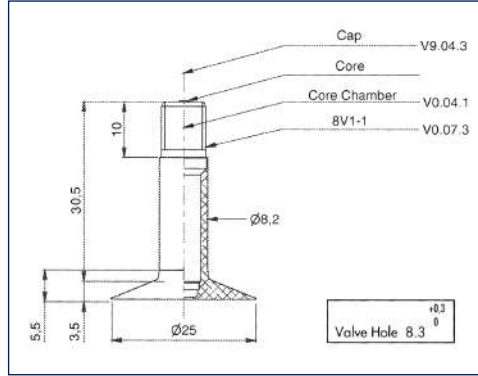
T-rim	Application	PROD-ID	Description		ValveDIN	Valve ETRTO	Valve TRA	Valve Bend	Valve Pos	Application
14	2-1/2 - 14	0648510	6 M 14	Tube PI Valve V1-09-1	34G	V1-09-1	TR4			974 - TUBE MOPED
	2-1/4 - 14	0648510	6 M 14	Tube PI Valve V1-09-1	34G	V1-09-1	TR4			974 - TUBE MOPED
	2-3/4 - 14	0648510	6 M 14	Tube PI Valve V1-09-1	34G	V1-09-1	TR4			974 - TUBE MOPED
	80/80 - 14	0648510	6 M 14	Tube PI Valve V1-09-1	34G	V1-09-1	TR4			974 - TUBE MOPED
16	2-1/2 - 16	0640810	7 A 16	Tube PI Valve V1-09-1	34G	V1-09-1	TR4			974 - TUBE MOPED
	2-1/4 - 16	0781010	6 E 16	Tube PI Valve V1-06-1		V1-07-1	TR1			974 - TUBE MOPED
	2-1/4 - 16	0640810	7 A 16	Tube PI Valve V1-09-1	34G	V1-09-1	TR4			974 - TUBE MOPED
	2-3/4 - 16	0640810	7 A 16	Tube PI Valve V1-09-1	34G	V1-09-1	TR4			974 - TUBE MOPED
	2.25 - 16	0640810	7 A 16	Tube PI Valve V1-09-1	34G	V1-09-1	TR4			974 - TUBE MOPED
	2.50 - 16	0640810	7 A 16	Tube PI Valve V1-09-1	34G	V1-09-1	TR4			974 - TUBE MOPED
17	2 - 17	0639010	5 A 17	Tube PI Valve V1-09-1	34G	V1-09-1	TR4			974 - TUBE MOPED
	2-1/2 - 17	0639410	7 A 17	Tube PI Valve V1-09-1	34G	V1-09-1	TR4			974 - TUBE MOPED
	2-1/4 - 17	0639410	7 A 17	Tube PI Valve V1-09-1	34G	V1-09-1	TR4			974 - TUBE MOPED
	2-3/4 - 17	0639410	7 A 17	Tube PI Valve V1-09-1	34G	V1-09-1	TR4			974 - TUBE MOPED
	2.25 - 17	0639410	7 A 17	Tube PI Valve V1-09-1	34G	V1-09-1	TR4			974 - TUBE MOPED
	2.50 - 17	0639410	7 A 17	Tube PI Valve V1-09-1	34G	V1-09-1	TR4			974 - TUBE MOPED



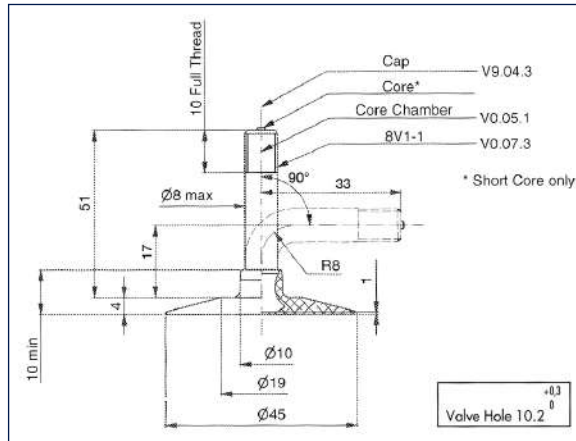

# Valve description

Following valve types are used among the Pirelli tubes range.  
Find the corresponding dimensional description of each valve type.

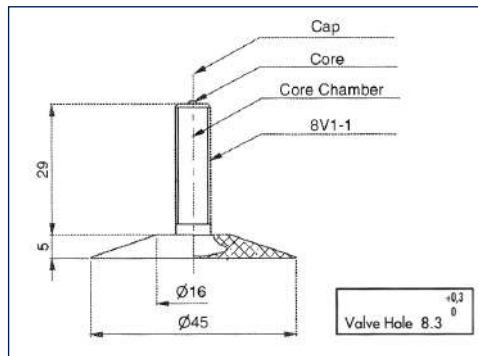
**V1-07-1**



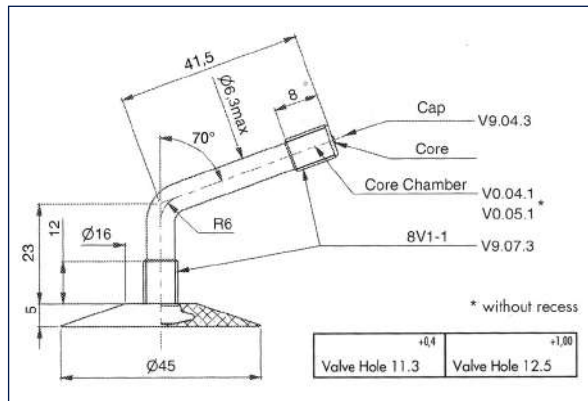

**V1-08-1**



**V1-09-1**



**V6-02-1**



Normen				
Europa ETRTO	D DIN	USA TRA	Biege-winkel	Position
V1-07-1	-	TR1		
V1-08-1	33G/90°	*TR87	90	SV
V1-09-1	34G	TR4		
V1-09-1	34G	TR4		SV
V6-02-1	41.5G/70°	-	70	SV

SV = Seitenventil

# Technical Data

Category	Rim	Description	Pattern Set	Application	F/R	IP Code	Footnote	Measuring Rim width	Permitted Rim width range	Max width in service	Diameter in service	Centrifugal radius at V-Max (W=240 km/h)	Rolling Circumference +/- 2%	Load capacity (kg)	V-max	Tube
On Road	14	100/80 - 14 M/C 54S TL reinf.	Angel City	Sport Touring	REAR	2690500	7	-2.50-	2.15-2.75	114	528	266	1558	212	180	-
		110/80 - 14 M/C 59J reinf. TL	Mandrake MT 15	Sport Touring	REAR	2588200	7	-2.50-	2.15-3.00	125	544	275	1607	243	100	MB 14
	15	130/90 - 15 M/C 66S TL	City Demon	Sport Touring	REAR	1545600	7	-3.00-	2.50-3.50	147	631	320	1857	300	180	-
		130/90 - 15 M/C 66S TT	MT 66	Cruising	REAR	1003300		-3.00-	2.50-3.50	147	631	320	1857	300	180	-
		140/70 - 15 M/C 69P TL Reinf	Sport Demon	Sport Touring	REAR	3841200	7	-3.75-	3.50-4.50	162	591	299	1743	325	150	-
		140/90 - 15 M/C 70H TL	MT 66	Cruising	REAR	0800200	7	-3.50-	2.75-3.75	159	651	333	1912	335	210	-
		150/90 - 15 M/C 74H TL	MT 66	Cruising	REAR	0800300	7	-3.50-	3.00-4.25	173	669	344	1966	375	210	-
		170/80 B 15 M/C 77H TL	Night Dragon GT	Cruising	REAR	2592500	7	-4.00-	3.50-4.50	193	673	345	1972	412	210	ME 15
		180/70 B 15 M/C 76H TL	Night Dragon	Cruising	REAR	1815500	7	-5.00-	4.25-5.50	203	651	333	1912	400	210	ME 15
	16	100/90 - 16 M/C 54H TL	Sport Demon	Sport Touring	FRONT	1403100	7	-2.50-	2.15-2.75	114	596	305	1770	212	210	MB 16
		110/70 - 16 M/C 52P TL	Sport Demon	Sport Touring	FRONT	1622500	7	-3.00-	2.50-3.50	126	570	288	1691	200	150	MB 16
		110/90 - 16 M/C 59V TL	Sport Demon	Sport Touring	FRONT	4025300	3/7/8	-2.50-	2.15-3.00	125	616	318	1824	243	240	MC 16
		120/70 - 16 M/C 57P TL	Sport Demon	Sport Touring	FRONT	3841100	7	-3.50-	2.75-3.75	137	586	295	1733	230	150	-
		120/80 V 16 M/C (60V) TL	Sport Demon	Sport Touring	FRONT	4025400	3/7/8	-2.75-	2.50-3.00	134	612	314	1806	250	250	MC 16
		120/90 - 16 M/C 63S TL	City Demon	Sport Touring	REAR	1545700	7	-2.75-	2.50-3.00	125	638	322	1878	272	180	MC 16
		130/70 - 16 M/C 61P TL	Sport Demon	Sport Touring	REAR	2589400	7	-3.50-	3.00-4.00	147	600	303	1733	257	150	-
		130/70 ZR 16 M/C (61W) TL	Diablo Rosso III	Sport	FRONT	3865500	4/7/8	-3.50-	3.50-4.00	143	600	303	1776	257	300	-
		130/90 - 16 M/C 67S TT	City Demon	Sport Touring	REAR	1340800		-3.00-	2.50-3.50	147	656	332	1933	307	180	MD 16
		130/90 - 16 M/C 67V TL	Sport Demon	Sport Touring	REAR	4025800	3/7/8	-3.00-	2.50-3.50	147	656	339	1933	307	240	MD 16
		130/90 B 16 M/C 67H TL	Night Dragon	Cruising	FRONT	2211500	7	-3.00-	2.50-3.50	147	656	335	1933	307	210	MD 16
		130/90 B 16 M/C 73H reinf. TL	Night Dragon	Cruising	FRONT	2211600	7	-3.00-	2.50-3.50	147	656	335	1933	365	210	MD 16
		130/90 B 16 M/C 73H reinf. TL	Night Dragon GT	Cruising	REAR	2902500	7	-3.00-	2.50-3.50	147	656	335	1933	365	210	MD 16
		140/90 - 16 M/C 71H TL	MT 66	Cruising	REAR	0851900	7	-3.50-	2.75-3.75	161	676	345	1987	345	210	MD 16
		150/70 - 16 M/C 68S TL	Sport Demon	Sport Touring	REAR	4025900	7	-4.25-	3.50-4.50	169	630	319	1860	315	180	-
		150/80 B 16 M/C 71H TL	Night Dragon	Cruising	FRONT	1815400	7	-3.50-	3.00-4.25	170	662	339	1951	345	210	MD 16
		150/80 B 16 M/C 77H reinf. TL	Night Dragon GT	Cruising	REAR	2592600	7	-3.50-	3.00-4.25	170	662	339	1951	412	210	MD 16
		150/80 V 16 M/C 71V TL	Sport Demon	Sport Touring	REAR	4026000	3/7/8	-3.50-	3.00-4.25	170	662	342	1951	345	240	MD 16
		180/60 R 16 M/C 74V TL	Night Dragon GT	Cruising	REAR	2595700	3/7/8	-5.00-	5.00-5.50	199	638	322	1878	375	240	-
		180/60 R 16 M/C 80H reinf. TL	Night Dragon GT	Cruising	REAR	2595700	7	-5.00-	5.00-5.50	199	638	322	1878	450	210	-
		180/65 B 16 M/C 81H reinf. TL	Night Dragon GT	Cruising	REAR	2592700	7	-5.00-	4.25-5.50	205	656	335	1933	462	210	-
		180/70 R 16 M/C 77H TL	Night Dragon	Cruising	REAR	2212300	7	-5.00-	5.00-5.50	199	676	342	1987	412	210	-
		3.50 - 16 M/C 58 P reinf. TT	City Demon	Sport Touring	REAR	1755500		-2.15-	1.85-2.50	111	612	306	1806	236	150	MB 16
		80/80 - 16 M/C 45J reinf. TL	Mandrake MT 15	Sport Touring	FRONT	2588000	7	-1.85-	1.60-2.15	91	542	271	1613	165	100	MA 16
		90/80 - 16 M/C 51J reinf. TL	Mandrake MT 15	Sport Touring	F/R	2588100	7	-2.15-	1.85-2.50	103	560	280	1661	195	100	MA 16
		MU 85 B 16 M/C 77H TL	Night Dragon GT	Cruising	REAR	2592800	7	-3.50-	3.00-3.50	158	681	345	1987	412	210	MD 16
	17	100/70 - 17 M/C 49S TL	Angel City	Sport Touring	REAR	2902700	7	-2.75-	2.50-3.00	112	582	293	1727	185	180	-
		100/80 - 17 M/C 52H TL	Sport Demon	Sport Touring	FRONT	1342800	7	-2.50-	2.15-2.75	114	604	306	1788	200	210	MA 17
		100/80 - 17 M/C 52S TL	Sport Demon	Sport Touring	REAR	1595900	7	-2.50-	2.15-2.75	114	604	304	1788	200	180	-
		100/80 - 17 M/C 52S TL	Angel City	Sport Touring	REAR	2580900	7	-2.50-	2.15-2.75	114	604	304	1788	200	180	-
		100/80 - 17 M/C 52S TL	Angel City	Sport Touring	FRONT	2580800	7	-2.50-	2.15-2.75	114	604	304	1788	200	180	MA 17
		100/80 R 17 M/C 52H TL	Diablo Rosso II R	Sport	FRONT	2409200	7	-2.50-	2.50-2.75	111	604	304	1788	200	210	MA 17
		100/80 R 17 M/C 52H TL	Diablo Rosso III	Sport	FRONT	2854700	7	-2.50-	2.50-2.75	111	604	304	1788	200	210	MA 17
	100/90 - 17 M/C 55S TL	Angel City	Sport Touring	REAR	2581000	7	-2.50-	2.15-2.75	114	624	315	1848	218	180	-	
	110/70 - 17 M/C 54H TL	Sport Demon	Sport Touring	FRONT	2589300	7	-3.00-	2.50-3.50	127	596	303	1770	212	210	-	
	110/70 - 17 M/C 54S TL	Angel City	Sport Touring	F/R	2702200	7	-3.00-	2.50-3.50	127	596	301	1770	212	180	-	
	110/70 R 17 M/C 54H TL	Diablo Rosso III	Sport	FRONT	2854900	7	-3.00-	3.00-3.50	123	596	301	1770	212	210	-	
	110/70 R 17 M/C 54H TL	Diablo Rosso IV	Sport	FRONT	3978400	7	-3.00-	3.00-3.50	123	596	301	1770	212	210	-	
	110/70 ZR 17 M/C 54W TL	Diablo Rosso III	Sport	FRONT	2635000	4/7/8	-3.00-	3.00-3.50	123	596	301	1770	212	270	-	
	110/70 ZR 17 M/C 54W TL	Diablo Rosso IV	Sport	FRONT	3978500	4/7/8	-3.00-	3.00-3.50	123	596	301	1770	212	270	-	
	110/70 ZR 17 M/C 54W V3 TL	Diablo Supercorsa SP	Racing	FRONT	3657000	4/7/8	-3.00-	3.00-3.50	123	596	301	1770	212	270	-	
	110/80 - 17 M/C 57H TL	Sport Demon	Sport Touring	FRONT	1343000	7	-2.50-	2.15-3.00	125	620	315	1836	230	210	MC 17	
	110/80 - 17 M/C 57P TL	Sport Demon	Sport Touring	REAR	2096600	7	-2.50-	2.15-3.00	125	620	310	1836	230	150	MC 17	
	120/60 ZR 17 M/C (55W) TL	Diablo Rosso III	Sport	FRONT	2635100	4/7/8	-3.50-	3.00-3.75	134	586	295	1740	218	280	-	



# Technical Data

Category	Rim	Description	Pattern Set	Application	F/R	IP Code	Footnote	Measuring Rim width	Permitted Rim width range	Max width in service	Diameter in service	Centrifugal radius at V-Max (V=240 km/h)	Rolling Circumference +/- 2%	Load capacity (kg)	V-max	Tube
On Road	17	120/60 ZR 17 M/C (55W) TL	Diablo Rosso IV	Sport	FRONT	3978800	4/7/8	-3.50-	3.00-3.75	134	586	295	1740	218	280	-
		120/60 ZR 17 M/C (55W) TL	Angel GT II	Sport Touring	FRONT	3111200	4/7/8	-3.50-	3.50-3.75	134	586	295	1740	218	280	-
		120/65 ZR 17 M/C (56W) TL	Diablo Rosso III	Sport	FRONT	2907600	4/7/8	-3.50-	3.50-3.75	134	598	302	1776	224	290	-
		120/70 - 17 M/C 58H TL	Sport Demon	Sport Touring	FRONT	1564700	7	-3.50-	2.75-3.75	136	612	311	1812	236	210	MC17
		120/70 - 17 M/C 58S TL	Angel City	Sport Touring	F/R	2580500	7	-3.50-	2.75-3.75	136	612	308	1812	236	180	MC17
		120/70 R 17 M/C 58V TL	Phantom Sportscomp	Sport Touring	FRONT	1566300	3/7/8	-3.50-	3.50-3.75	134	612	308	1812	236	240	MC 17
		120/70 ZR 17 M/C (58W) TL	Diablo Rosso Corsa II	Sport	FRONT	2906900	4/7/8	-3.50-	3.50-3.75	134	612	308	1812	236	320	MC 17
		120/70 ZR 17 M/C (58W) TL	Diablo Rosso II D	Sport	FRONT	2148800	4/7/8	-3.50-	3.50-3.75	134	612	308	1812	236	320	MC 17
		120/70 ZR 17 M/C (58W) TL	Diablo Rosso II K	Sport	FRONT	2291900	4/7/8	-3.50-	3.50-3.75	134	612	308	1812	236	320	MC 17
		120/70 ZR 17 M/C (58W) TL	Diablo Rosso III	Sport	FRONT	2635200	4/7/8	-3.50-	3.50-3.75	134	612	308	1812	236	320	MC 17
		120/70 ZR 17 M/C (58W) TL	Diablo Rosso III C	Sport	FRONT	3819700	4/7/8	-3.50-	3.50-3.75	134	612	308	1812	236	320	MC 17
		120/70 ZR 17 M/C (58W) TL	Diablo Rosso III D	Sport	FRONT	2807800	4/7/8	-3.50-	3.50-3.75	134	612	308	1812	236	320	MC 17
		120/70 ZR 17 M/C (58W) TL	Diablo Rosso III E	Sport	FRONT	3927400	4/7/8	-3.50-	3.50-3.75	133	612	308	1812	236	280	MC 17
		120/70 ZR 17 M/C (58W) TL	Diablo Rosso III K	Sport	FRONT	3773200	4/7/8	-3.50-	3.50-3.75	134	612	308	1812	236	320	MC 17
		120/70 ZR 17 M/C (58W) TL	Diablo Rosso IV	Sport	FRONT	3978600	4/7/8	-3.50-	3.50-3.75	134	612	308	1812	236	320	MC 17
		120/70 ZR 17 M/C (58W) TL	Diablo Rosso IV Corsa	Sport	FRONT	3977600	4/7/8	-3.50-	3.50-3.75	134	612	308	1812	236	320	MC 17
		120/70 ZR 17 M/C (58W) TL	Angel GT	Sport Touring	FRONT	3976000	4/7/8	-3.50-	3.50-3.75	133	612	308	1812	236	280	MC 17
		120/70 ZR 17 M/C (58W) TL	Angel GT A	Sport Touring	FRONT	2497200	4/7/8	-3.50-	3.50-3.75	134	612	308	1812	236	320	MC 17
		120/70 ZR 17 M/C (58W) TL	Angel GT II	Sport Touring	FRONT	3111300	4/7/8	-3.50-	3.50-3.75	134	612	308	1812	236	320	MC 17
		120/70 ZR 17 M/C (58W) TL	Angel GT II A	Sport Touring	FRONT	3111400	4/7/8	-3.50-	3.50-3.75	134	612	308	1812	236	320	MC 17
		120/70 ZR 17 M/C (58W) TL	Angel ST	Sport Touring	FRONT	1868400	4/7/8	-3.50-	3.50-3.75	134	612	308	1812	236	300	MC 17
		120/70 ZR 17 M/C (58W) V3 TL	Diablo Supercorsa SP	Racing	FRONT	2812600	4/7/8	-3.50-	3.50-3.75	134	612	308	1812	236	320	MC 17
		120/80 - 17 M/C 61P TL	Sport Demon	Sport Touring	REAR	2263000		-2.75-	2.50-3.00	131	638	322	1884	257	150	MC 17
		120/90 - 17 M/C 64S TT	MT 66	Cruising	FRONT	1016400		-2.75-	2.50-3.00	134	664	335	1957	280	180	MC 17
		130/70 - 17 M/C 62H TL	Sport Demon	Sport Touring	REAR	2589500	7	-3.50-	3.00-4.00	147	626	319	1854	265	210	MC 17
		130/70 - 17 M/C 62S TL	Angel City	Sport Touring	REAR	3243400	7	-3.50-	3.00-4.00	147	626	316	1854	265	180	MC 17
		130/70 R 17 M/C 62H TL	Diablo Rosso II R	Sport	REAR	2409300	7	-3.50-	3.50-4.00	143	626	316	1854	265	210	MC 17
		130/70 R 17 M/C 62H TL	Diablo Rosso III	Sport	REAR	2854800	7	-3.50-	3.50-4.00	143	626	316	1854	265	210	MC 17
		130/80 - 17 M/C 65H TL	Sport Demon	Sport Touring	REAR	1343200	7	-3.00-	2.50-3.50	147	654	334	1933	290	210	MD 17
		130/80 B 17 M/C 65 H TL	Night Dragon	Cruising	FRONT	2211400	7	-3.00-	2.50-3.50	147	654	334	1933	290	210	-
		130/90 - 17 M/C 68V TL	Sport Demon	Sport Touring	REAR	4026100	3/7/8	-3.00-	2.50-3.50	147	682	352	2011	315	240	MD 17
		140/70 - 17 M/C 66H TL	Sport Demon	Sport Touring	REAR	2589600	7	-3.75-	3.50-4.50	162	642	327	1897	300	210	MD 17
		140/70 - 17 M/C 66S TL	Angel City	Sport Touring	REAR	3566600	7	-3.75-	3.50-4.50	162	642	324	1897	300	180	MD 17
		140/70 R 17 M/C 66H TL	Diablo Rosso III	Sport	REAR	3787100	7	-3.75-	3.75-4.50	157	642	324	1897	300	210	-
		140/70 R 17 M/C 66H TL	Diablo Rosso IV	Sport	REAR	3978900	7	-3.75-	3.75-4.50	157	642	324	1897	300	210	-
		140/70 ZR 17 M/C 66W V3 TL	Diablo Supercorsa SP	Racing	REAR	3657100	7	-3.75-	3.75-4.50	157	642	324	1897	300	270	-
		140/75 R 17 M/C 67V TL	Night Dragon	Cruising	FRONT	1815000	7	-3.50-	3.50-4.25	157	656	332	1939	307	240	MD 17
		140/80 VB 17 M/C (69V) TL	Sport Demon	Sport Touring	REAR	1342600	3/7/8	-3.50-	2.75-3.75	144	672	346	1981	325	270	MD 17
		150/60 - 17 M/C 66S TL	Angel City	Sport Touring	REAR	2690600	7	-4.25-	3.50-4.50	169	624	315	1848	300	180	MD 17
		150/60 R 17 M/C 66H TL	Diablo Rosso III	Sport	REAR	2855100	7	-4.25-	4.00-4.50	164	624	315	1848	300	210	MD 17
		150/60 R 17 M/C 66H TL	Diablo Rosso IV	Sport	REAR	3979000	7	-4.25-	4.00-4.50	164	624	315	1848	300	210	MD 17
		150/60 ZR 17 M/C 66W TL	Diablo Rosso III	Sport	REAR	2635300	4/7/8	-4.25-	4.00-4.50	164	624	315	1848	300	270	MD 17
		150/60 ZR 17 M/C 66W TL	Diablo Rosso IV	Sport	REAR	3979100	4/7/8	-4.25-	4.00-4.50	164	624	315	1848	300	270	MD 17
		150/60 ZR 17 M/C 66W V3 TL	Diablo Supercorsa SP	Racing	REAR	3657200	4/7/8	-4.25-	4.00-4.50	164	624	315	1848	300	270	MD 17
		150/70 - 17 M/C 69H TL	Sport Demon	Sport Touring	REAR	1343300	7	-4.25-	3.50-4.50	169	656	335	1939	325	210	MD 17
		150/70 R 17 M/C 69H TL	Phantom Sportscomp	Sport Touring	REAR	2690200	7	-4.25-	4.00-4.50	164	656	332	1939	325	210	MD 17
		150/70 R 17 M/C 69V TL	Angel GT	Sport Touring	REAR	3976100	3/7/8	-4.25-	4.00-4.50	164	656	332	1939	325	240	MD 17
		150/70 R 17 M/C 69V TL	Phantom Sportscomp RS	Classic Racing	REAR	4155900	3/7/8	-4.25-	4.00-4.50	164	656	332	1939	325	240	MD 17
		150/70 ZR 17 M/C (69W) TL	Angel GT II	Sport Touring	REAR	3111600	4/7/8	-4.25-	4.00-4.50	164	656	332	1939	325	280	MD 17
		160/60 ZR 17 M/C (69W) TL	Diablo Rosso II	Sport	REAR	2070200	4/7/8	-4.50-	4.25-5.00	177	638	322	1884	325	290	MD 17
		160/60 ZR 17 M/C (69W) TL	Diablo Rosso III	Sport	REAR	2635400	4/7/8	-4.50-	4.25-5.00	177	638	322	1884	325	280	MD 17
		160/60 ZR 17 M/C (69W) TL	Diablo Rosso IV	Sport	REAR	3979200	4/7/8	-4.50-	4.25-5.00	177	638	322	1884	325	280	MD 17
	160/60 ZR 17 M/C (69W) TL	Angel GT	Sport Touring	REAR	2317400	4/7/8	-4.50-	4.25-5.00	177	638	322	1884	325	280	MD 17	
	160/60 ZR 17 M/C (69W) TL	Angel GT II	Sport Touring	REAR	3111700	4/7/8	-4.50-	4.25-5.00	177	638	322	1884	325	280	MD 17	
	160/60 ZR 17 M/C (69W) TL	Angel ST	Sport Touring	REAR	1868800	4/7/8	-4.50-	4.25-5.00	177	638	322	1884	325	280	MD 17	



# Technical Data

Category	Rim	Description	Pattern Set	Application	F/R	IP Code	Footnote	Measuring Rim width	Permitted Rim width range	Max width in service	Diameter in service	Centrifugal radius at V-Max (W=240 km/h)	Rolling Circumference +/- 2%	Load capacity (kg)	V-max	Tube
On Road	17	160/70 B 17 M/C 79V reinf. TL	Night Dragon GT	Cruising	REAR	2902400	3/7/8	-4.50-	3.75-5.00	183	672	346	1981	437	240	-
		170/60 R 17 M/C 72V TL	Angel GT II	Sport Touring	REAR	3111800	3/7/8	-4.50-	4.50-5.50	185	650	328	1921	355	240	-
		170/60 ZR 17 M/C (72W) TL	Diablo Rosso II	Sport	REAR	2070300	4/7/8	-4.50-	4.50-5.50	185	650	328	1921	355	290	-
		170/60 ZR 17 M/C (72W) TL	Angel GT	Sport Touring	REAR	2317500	4/7/8	-4.50-	4.50-5.50	185	650	328	1921	355	290	-
		170/60 ZR 17 M/C (72W) TL	Angel GT II	Sport Touring	REAR	3111900	4/7/8	-4.50-	4.50-5.50	185	650	328	1921	355	290	-
		180/55 R 17 M/C 73V TL	Phantom Sportscomp	Sport Touring	REAR	1566400	3/7/8	-5.50-	5.50-6.00	196	644	325	1903	365	240	-
		180/55 ZR 17 M/C (73W) TL	Diablo Rosso II	Sport	REAR	2068500	4/7/8	-5.50-	5.50-6.00	196	644	325	1903	365	300	-
		180/55 ZR 17 M/C (73W) TL	Diablo Rosso III	Sport	REAR	2635500	4/7/8	-5.50-	5.50-6.00	196	644	325	1903	365	300	-
		180/55 ZR 17 M/C (73W) TL	Diablo Rosso III D	Sport	REAR	3243700	4/7/8	-5.50-	5.50-6.00	196	644	325	1903	365	300	-
		180/55 ZR 17 M/C (73W) TL	Diablo Rosso III M	Sport	REAR	4079800	4/7/8	-5.50-	5.50-6.00	196	644	325	1903	365	300	-
		180/55 ZR 17 M/C (73W) TL	Diablo Rosso IV	Sport	REAR	3979300	4/7/8	-5.50-	5.50-6.00	196	644	325	1903	365	300	-
		180/55 ZR 17 M/C (73W) TL	Diablo Rosso IV Corsa	Sport	REAR	3977900	4/7/8	-5.50-	5.50-6.00	196	644	325	1903	365	300	-
		180/55 ZR 17 M/C (73W) TL	Angel GT	Sport Touring	REAR	2317600	4/7/8	-5.50-	5.50-6.00	196	644	325	1903	365	300	-
		180/55 ZR 17 M/C (73W) TL	Angel GT A	Sport Touring	REAR	2321200	4/7/8	-5.50-	5.50-6.00	196	644	325	1903	365	300	-
		180/55 ZR 17 M/C (73W) TL	Angel GT II	Sport Touring	REAR	3112000	4/7/8	-5.50-	5.50-6.00	196	644	325	1903	365	300	-
		180/55 ZR 17 M/C (73W) TL	Angel GT II A	Sport Touring	REAR	3112100	4/7/8	-5.50-	5.50-6.00	196	644	325	1903	365	300	-
		180/55 ZR 17 M/C (73W) TL	Angel ST	Sport Touring	REAR	1868500	4/7/8	-5.50-	5.50-6.00	196	644	325	1903	365	300	-
		180/55 ZR 17 M/C (73W) V3 TL	Diablo Supercorsa SP	Racing	REAR	3106800	4/7/8	-5.50-	5.50-6.00	196	644	325	1903	365	300	-
		180/60 B 17 M/C 81H reinf. TL	Night Dragon	Cruising	REAR	1773000	7	-5.00-	4.25-5.50	205	664	338	1957	462	210	-
		180/60 ZR 17 M/C (75W) TL	Diablo Rosso Corsa II	Sport	REAR	2907200	4/7/8	-5.00-	5.00-5.50	199	664	335	1957	387	300	-
		180/60 ZR 17 M/C (75W) TL	Diablo Rosso IV	Sport	REAR	3979500	4/7/8	-5.00-	5.00-5.50	199	664	335	1957	387	300	-
		180/60 ZR 17 M/C (75W) TL	Diablo Rosso IV Corsa	Sport	REAR	3978000	4/7/8	-5.00-	5.00-5.50	199	664	335	1957	387	300	-
		180/60 ZR 17 M/C (75W) V3 TL	Diablo Supercorsa SP	Racing	REAR	3310500	4/7/8	-5.00-	5.00-5.50	199	664	335	1957	387	300	-
		190/50 ZR 17 M/C (73W) TL	Diablo Rosso Corsa II	Sport	REAR	2907300	4/7/8	-6.00-	5.50-6.00	208	636	321	1878	365	320	-
		190/50 ZR 17 M/C (73W) TL	Diablo Rosso II	Sport	REAR	2068600	4/7/8	-6.00-	5.50-6.00	208	636	321	1878	365	320	-
		190/50 ZR 17 M/C (73W) TL	Diablo Rosso III	Sport	REAR	2635700	4/7/8	-6.00-	5.50-6.00	208	636	321	1878	365	320	-
		190/50 ZR 17 M/C (73W) TL	Diablo Rosso IV	Sport	REAR	3979700	4/7/8	-6.00-	5.50-6.00	208	636	321	1878	365	320	-
		190/50 ZR 17 M/C (73W) TL	Angel GT	Sport Touring	REAR	2317700	4/7/8	-6.00-	5.50-6.00	208	636	321	1878	365	320	-
		190/50 ZR 17 M/C (73W) TL	Angel GT A	Sport Touring	REAR	2321300	4/7/8	-6.00-	5.50-6.00	208	636	321	1878	365	320	-
		190/50 ZR 17 M/C (73W) TL	Angel GT II	Sport Touring	REAR	3112200	4/7/8	-6.00-	5.50-6.00	208	636	321	1878	365	320	-
		190/50 ZR 17 M/C (73W) TL	Angel GT II A	Sport Touring	REAR	3112300	4/7/8	-6.00-	5.50-6.00	208	636	321	1878	365	320	-
		190/50 ZR 17 M/C (73W) TL	Angel ST	Sport Touring	REAR	1868700	4/7/8	-6.00-	5.50-6.00	208	636	321	1878	365	320	-
		190/50 ZR 17 M/C (73W) V3 TL	Diablo Supercorsa SP	Racing	REAR	3310600	4/7/8	-6.00-	5.50-6.00	208	636	321	1878	365	320	-
		190/55 ZR 17 M/C (75W) TL	Diablo Rosso II	Sport	REAR	2068700	4/7/8	-6.00-	5.50-6.00	203	656	332	1939	387	320	-
		190/55 ZR 17 M/C (75W) TL	Diablo Rosso III	Sport	REAR	2635800	4/7/8	-6.00-	5.50-6.00	203	656	332	1939	387	320	-
		190/55 ZR 17 M/C (75W) TL	Diablo Rosso III D	Sport	REAR	3042900	4/7/8	-6.00-	5.50-6.00	203	656	332	1939	387	320	-
		190/55 ZR 17 M/C (75W) TL	Diablo Rosso III E	Sport	REAR	3927500	4/7/8	-6.00-	5.50-6.00	203	656	332	1939	387	320	-
		190/55 ZR 17 M/C (75W) TL	Diablo Rosso IV	Sport	REAR	3979600	4/7/8	-6.00-	5.50-6.00	203	656	332	1939	387	320	-
		190/55 ZR 17 M/C (75W) TL	Diablo Rosso IV Corsa	Sport	REAR	3978100	4/7/8	-6.00-	5.50-6.00	203	656	332	1939	387	320	-
		190/55 ZR 17 M/C (75W) TL	Angel GT	Sport Touring	REAR	2317800	4/7/8	-6.00-	5.50-6.00	203	656	332	1939	387	320	-
		190/55 ZR 17 M/C (75W) TL	Angel GT A	Sport Touring	REAR	2361600	4/7/8	-6.00-	5.50-6.00	203	656	332	1939	387	320	-
		190/55 ZR 17 M/C (75W) TL	Angel GT D	Sport Touring	REAR	2400000	4/7/8	-6.00-	5.50-6.00	203	656	332	1939	387	320	-
		190/55 ZR 17 M/C (75W) TL	Angel GT II	Sport Touring	REAR	3112400	4/7/8	-6.00-	5.50-6.00	203	656	332	1939	387	320	-
		190/55 ZR 17 M/C (75W) TL	Angel GT II A	Sport Touring	REAR	3112500	4/7/8	-6.00-	5.50-6.00	203	656	332	1939	387	320	-
		190/55 ZR 17 M/C (75W) V3 TL	Diablo Supercorsa SP	Racing	REAR	3115100	4/7/8	-6.00-	5.50-6.00	203	656	332	1939	387	320	-
	2.25 - 17 M/C 38P reinf. TT	City Demon	Sport Touring	FRONT	1102900		-1.50-	1.20-1.60	67	568	284	1679	132	150	7 A 17	
	2.50 - 17 M/C 43P reinf. TT	Angel City	Sport Touring	F/R	3445500		-1.50-	1.35-1.60	71	580	291	1715	155	150	7 A 17	
	2.50 - 17 M/C 43P reinf. TT	City Demon	Sport Touring	REAR	1103000		-1.50-	1.35-1.60	71	580	291	1715	155	150	7 A 17	
	2.75 - 17 M/C 47P reinf. TT	Angel City	Sport Touring	REAR	3445600		-1.85-	1.50-1.85	86	600	300	1776	175	150	MA 17	
	200/50 ZR 17 M/C (75W) TL	Diablo Rosso II	Sport	REAR	2322000	4/7/8	-6.25-	6.00-6.50	217	646	326	1919	387	300	-	
	200/55 R 17 M/C 78V TL	Night Dragon GT	Cruising	REAR	2595600	3/7/8	-6.25-	6.00-6.50	216	668	337	1969	425	240	-	
	200/55 ZR 17 M/C (78W) TL	Diablo Rosso Corsa II	Sport	REAR	2907500	4/7/8	-6.25-	6.00-6.50	216	668	337	1969	425	320	-	
	200/55 ZR 17 M/C (78W) TL	Diablo Rosso IV	Sport	REAR	3979800	4/7/8	-6.25-	6.00-6.50	216	668	337	1969	425	320	-	
	200/55 ZR 17 M/C (78W) TL	Diablo Rosso IV Corsa	Sport	REAR	3978300	4/7/8	-6.25-	6.00-6.50	216	668	337	1969	425	320	-	
	200/55 ZR 17 M/C (78W) V3 TL	Diablo Supercorsa SP	Racing	REAR	3310700	4/7/8	-6.25-	6.00-6.50	216	668	337	1969	425	320	-	



# Technical Data

Category	Rim	Description	Pattern Set	Application	F/R	IP Code	Footnote	Measuring Rim width	Permitted Rim width range	Max width in service	Diameter in service	Centrifugal radius at V-Max (V=240 km/h)	Rolling Circumference +/- 2%	Load capacity (kg)	V-max	Tube	
On Road	17	200/55 ZR 17 M/C (78W) V3 TL	Diablo Supercorsa SP E	Racing	REAR	3751800	4/7/8	-6.25-	6.00-6.50	216	668	337	1969	425	320	-	
		200/60 ZR 17 M/C (80W) TL	Diablo Rosso Corsa II	Sport	REAR	3559500	4/7/8	-5.50-	5.50-6.25	223	688	348	2029	450	320	-	
		200/60 ZR 17 M/C (80W) TL	Diablo Rosso IV	Sport	REAR	4074700	4/7/8	-5.50-	5.50-6.25	223	688	348	2029	450	320	-	
		200/60 ZR 17 M/C (80W) TL	Diablo Rosso IV Corsa	Sport	REAR	4150900	4/7/8	-5.50-	5.50-6.25	223	688	348	2029	450	320	-	
		200/60 ZR 17 M/C (80W) V3 TL	Diablo Supercorsa SP	Racing	REAR	2812700	4/7/8	-5.50-	5.50-6.25	223	688	348	2029	450	320	-	
		240/45 ZR 17 M/C (82W) TL	Diablo Rosso III	Sport	REAR	2717800	4/7/8	-8.50-	8.00-9.00	262	664	335	1957	475	300	-	
		70/90 - 17 M/C 38S TL	Angel City	Sport Touring	FRONT	2627000	7	-1.60-	1.40-1.85	79	566	285	1685	132	180	-	
		80/100 - 17 M/C 46S TL	Angel City	Sport Touring	FRONT	2580700	7	-1.85-	1.60-2.15	91	604	304	1788	170	180	-	
		80/80 - 17 M/C 46S reinf.	Angel City	Sport Touring	FRONT	2925800	7	-1.85-	1.60-2.15	91	568	286	1691	170	180	-	
		80/90 - 17 M/C 44S TL	Angel City	Sport Touring	REAR	2627100	7	-1.85-	1.60-2.15	91	586	295	1740	160	180	-	
		80/90 - 17 M/C 44S TL	Angel City	Sport Touring	F/R	2580600	7	-1.85-	1.60-2.15	91	586	295	1740	160	180	-	
		90/80 - 17 M/C 46S TL	Angel City	Sport Touring	F/R	2580400	7	-2.15-	1.85-2.50	102	586	295	1740	170	180	MA 17	
		90/90 - 17 M/C 49S TL	Angel City	Sport Touring	F/R	2780100	7	2.15	1.85-2.50	103	606	305	1794	185	180	-	
		18	100/90 - 18 M/C 56H TL	MT 66	Cruising	FRONT	1003900	7	-2.50-	2.15-2.75	114	649	331	1924	224	210	MB 18
			100/90 - 18 M/C 56H TL	Phantom Sportscomp	Sport Touring	FRONT	3131000	7	-2.50-	2.15-2.75	114	649	331	1924	224	210	MB 18
			100/90 - 18 M/C 56H TL	Phantom Sportscomp B	Sport Touring	FRONT	3849400	7	-2.50-	2.15-2.75	114	649	331	1924	224	210	MB 18
			100/90 - 18 M/C 56H TL	Sport Demon	Sport Touring	FRONT	1419700	7	-2.50-	2.15-2.75	114	649	331	1924	224	210	MB 18
			110/80 - 18 M/C 58H TL	Sport Demon	Sport Touring	REAR	1404300	7	-2.50-	2.15-3.00	125	645	328	1912	236	210	MB 18
			110/80 - 18 M/C 58V TL	Sport Demon	Sport Touring	FRONT	4025500	3/7/8	-2.50-	2.15-3.00	125	645	331	1912	236	240	MB 18
			110/80 R 18 M/C 58V TL	Phantom Sportscomp RS	Classic Racing	FRONT	3142100	3/7/8	-2.50-	2.50-3.00	122	645	326	1912	236	240	MB 18
			110/80 ZR 18 M/C (58W) TL	Angel GT	Sport Touring	FRONT	2317100	4/7/8	-2.50-	2.50-3.00	122	645	326	1912	236	280	MB 18
			110/90 - 18 M/C 61H TL	Sport Demon	Sport Touring	REAR	1404500	7	-2.50-	2.15-3.00	125	669	341	1978	257	210	MD 18
			110/90 - 18 M/C 61V TL	Sport Demon	Sport Touring	FRONT	4025600	3/7/8	-2.50-	2.15-3.00	125	669	344	1978	257	240	MC 18
			120/70 ZR 18 M/C (59W) TL	Angel GT	Sport Touring	FRONT	2317200	4/7/8	-3.50-	3.50-3.75	134	637	321	1887	243	300	MB 18
			120/80 - 18 M/C 62H TL	Sport Demon	Sport Touring	REAR	1404600	7	-2.75-	2.50-3.00	133	663	337	1960	265	210	-
			120/90 - 18 M/C 65H TL	MT 66	Cruising	REAR	1004100	7	-2.75-	2.50-3.00	134	689	351	2032	290	210	-
			120/90 - 18 M/C 65V TL	Sport Demon	Sport Touring	REAR	4026200	3/7/8	-2.75-	2.50-3.00	134	689	354	2032	290	240	-
			130/70 - 18 M/C 63H TL	Phantom Sportscomp	Sport Touring	REAR	3131100	7	-3.50-	3.00-4.00	147	651	332	1930	272	210	-
			130/70 - 18 M/C 63H TL	Sport Demon	Sport Touring	REAR	1343400	7	-3.50-	3.00-4.00	147	651	332	1930	272	210	-
			130/70 R 18 M/C 63V TL	Night Dragon	Cruising	FRONT	2211300	3/7/8	-3.50-	3.50-4.00	143	651	329	1930	272	240	-
			130/70 R 18 M/C 63V TL	Phantom Sportscomp RS	Classic Racing	REAR	3142200	3/7/8	-3.50-	3.50-4.00	143	651	329	1930	272	240	-
			130/80 - 18 M/C 66V TL	Sport Demon	Sport Touring	REAR	4026300	3/7/8	-3.00-	2.50-3.50	147	679	350	2008	300	240	MD 18
			140/70 - 18 M/C 67V TL	Sport Demon	Sport Touring	REAR	4026400	3/7/8	-3.75-	3.50-4.50	162	667	343	1972	307	240	MD 18
			150/70 R 18 M/C 70V TL	Phantom Sportscomp RS	Classic Racing	REAR	3142300	3/7/8	-4.25-	4.00-4.50	165	681	345	2014	335	240	-
			160/60 ZR 18 M/C (70W) TL	Angel GT	Sport Touring	REAR	2317900	4/7/8	-4.50-	4.25-5.00	178	663	335	1960	335	280	-
			180/55 B 18 M/C 80H reinf. TL	Night Dragon	Cruising	F/R	2812200	7	-5.50-	5.50-6.00	201	661	341	1978	450	210	-
			2.75 - 18 M/C 42P TL	City Demon	Sport Touring	FRONT	1966900	7	-1.85-	1.50-1.85	86	625	313	1851	150	150	MA 18
		240/40 VR 18 M/C (79V) TL	Night Dragon	Cruising	REAR	1862300	4/7/8	-8.50-	8.00-9.00	262	663	335	1960	437	260	-	
		3.00 - 18 M/C 47S TL	City Demon	Sport Touring	FRONT	2375600	7	-1.85-	1.60-2.15	95	639	323	1893	175	180	MA 18	
		3.00 - 18 M/C 52P reinf. TL	City Demon	Sport Touring	REAR	3745300	7	-1.85-	1.60-2.15	95	639	323	1893	200	150	MA 18	
		3.25 - 18 M/C 52S TT	City Demon	Sport Touring	REAR	1340900		-2.15-	1.85-2.50	106	651	329	1930	200	180	MA 18	
		3.50 - 18 M/C 62P reinf. TT	City Demon	Sport Touring	REAR	2584100		-2.15-	1.85-2.50	111	663	332	1960	265	150	MB 18	
		90/100 - 18 M/C 54S TL	City Demon	Sport Touring	FRONT	1341000	7	-2.15-	1.85-2.50	103	649	328	1924	212	180	MB 18	
		90/90 - 18 M/C 51H	City Demon	Sport Touring	FRONT	1419300		-2.15-	1.85-2.50	103	631	321	1869	195	210	MA 18	
		90/90 - 18 M/C 57P reinf. TL	City Demon	Sport Touring	REAR	1966800	7	-2.15-	1.85-2.50	103	631	316	1869	230	150	MA 18	
		90/90 - 18 M/C 57P reinf. TT	City Demon	Sport Touring	REAR	2584000		-2.15-	1.85-2.50	103	631	316	1869	230	150	MA 18	
		19	100/90 - 19 M/C 57H TL	Night Dragon	Cruising	FRONT	3745400	7	-2.50-	2.15-2.75	114	675	344	2002	230	210	MC 19
		100/90 - 19 M/C 57V TL	Sport Demon	Sport Touring	FRONT	4025700	3/7/8	-2.50-	2.15-2.75	114	675	346	2002	230	240	MC 19	
		110/80 R 19 M/C 59V TL	Angel GT	Sport Touring	FRONT	2490900	3/7/8	-2.50-	2.50-3.00	122	671	339	1990	243	240	MC 19	
		110/90 - 19 M/C 62H TL	Night Dragon	Cruising	FRONT	2211000	7	-2.50-	2.15-3.00	125	695	354	2057	265	210	MC 19	
		120/70 R 19 M/C 60V TL	Angel GT II	Sport Touring	FRONT	3111500	3/7/8	-3.50-	3.50-3.75	133	663	334	1966	250	240	MC 19	
		130/60 B 19 M/C 61H TL	Night Dragon	Cruising	FRONT	2812100	7	-3.50-	3.00-4.00	147	649	330	1930	257	210	-	
		90/90 - 19 M/C 52H TL	MT 66	Cruising	FRONT	0800900	7	-2.15-	1.85-2.50	103	657	334	1948	200	210	MA 19	
		90/90 - 19 M/C 52S TT	City Demon	Sport Touring	FRONT	1341300		-2.15-	1.85-2.50	103	657	331	1948	200	180	MA 19	
		21	120/70 B 21 M/C 68H reinf. TL	Night Dragon	Cruising	FRONT	2211100	7	-3.50-	2.75-3.75	136	713	362	2117	315	210	MA 21
		80/90 - 21 M/C 48H	MT 66	Cruising	FRONT	0801100	7	-1.85-	1.60-2.15	91	687	348	2044	180	210	MA 21	
		90/90 - 21 M/C 54H TL	Night Dragon	Cruising	FRONT	1815300	7	-2.15-	1.85-2.50	103	707	359	2099	212	210	MA 21	

# Technical Data

Category	Rim	Description	Pattern Set	Application	F/R	IP Code	Footnote	Measuring Rim width	Permitted Rim width range	Max width in service	Diameter in service	Centrifugal radius at V-Max (N=240 km/h)	Rolling Circumference +/- 2%	Load capacity (kg)	V-max	Tube
Enduro Street	15	160/60 R 15 M/C 67H M+S TL	Scorpion Rally STR	Enduro On/Off	REAR	2919900	7	-4.50-	4.25-5.00	178	587	297	1694	307	210	-
	16	130/90 B 16 M/C 67H TL	MT 60 RS	Enduro On/Off	FRONT	2925100	7	-3.00-	2.50-3.50	147	656	335	1933	307	210	MD 16
		150/80 B 16 M/C 77H reinf. TL	MT 60 RS	Enduro On/Off	REAR	2925200	7	-3.50-	3.00-4.25	170	662	339	1951	412	210	MD 16
	17	110/70 R 17 M/C 54H M+S TL	Scorpion Rally STR	Enduro On/Off	FRONT	2808100	7	-3.00-	3.00-3.50	123	596	301	1770	212	210	MC 17
		110/90 - 17 M/C 60P	MT 60	Enduro On/Off	REAR	0998000		-2.50-	2.15-3.00	125	654	330	1903	250	150	MC 17
		120/70 R 17 M/C 58H M+S TL	Scorpion Rally STR	Enduro On/Off	FRONT	2919800	7	-3.50-	3.50-3.75	134	612	308	1812	236	210	MC 17
		120/70 R 17 M/C 58V M+S TL	Scorpion Rally STR	Enduro On/Off	FRONT	3246500	3/7/8	-3.50-	3.50-3.75	134	612	308	1812	236	240	MC 17
		120/70 ZR 17 M/C (58W) TL	MT 60 RS	Enduro On/Off	FRONT	2636000	4/7/8	-3.50-	3.50-3.75	133	612	308	1812	236	280	MC 17
		120/70 ZR 17 M/C (58W) TL	Scorpion Trail II	Enduro Street	FRONT	2526300	4/7/8	-3.50-	3.50-3.75	133	612	308	1812	236	280	MC 17
		120/90 - 17 M/C 64R M+S TT	MT 21 Rallycross	Enduro On/Off	REAR	3988400	5	-2.75-	2.50-3.00	134	674	340	1957	280	170	MC 17
		120/90 - 17 M/C 64S	MT 60	Enduro On/Off	REAR	0947500		-2.75-	2.50-3.00	134	674	340	1957	280	180	MC 17
		120/90 - 17 M/C 64S	MT 60 E	Enduro On/Off	REAR	3617800		-2.75-	2.50-3.00	134	674	340	1957	280	180	MC 17
		120/90 - 17 M/C 64S MST	MT 90 A/T Scorpion	Enduro On/Off	REAR	3967000		-2.75-	2.50-3.00	134	664	335	1957	280	180	MC 17
		130/80 - 17 M/C 65H MST TL	MT 60	Enduro On/Off	REAR	3982600	7	-3.00-	2.50-3.50	140	664	339	1933	290	210	MD 17
		130/80 R 17 M/C 65V M+S TL	Scorpion Rally STR	Enduro On/Off	REAR	2865400	3/7/8	-3.00-	3.00-3.50	143	654	330	1933	290	240	MD 17
		130/80 R 17 M/C 65V TL	Scorpion Trail II	Enduro Street	REAR	2526900	3/7/8	-3.00-	3.00-3.50	143	654	330	1933	290	240	MD 17
		130/90 - 17 M/C 68P M+S TT	MT 21 Rallycross	Enduro On/Off	REAR	3989100	5	-3.00-	2.50-3.50	147	694	347	2011	315	150	MD 17
		140/80 - 17 M/C 69H MST TL	MT 60	Enduro On/Off	REAR	3982500	7	-3.50-	2.75-3.75	158	682	348	1981	325	210	MD 17
		140/80 R 17 M/C 69V M+S TL	Scorpion Rally STR	Enduro On/Off	REAR	2865500	3/7/8	-3.50-	3.50-3.75	154	672	339	1981	325	240	MD 17
		140/80 R 17 M/C 69V TL	Scorpion Trail II	Enduro Street	REAR	2527000	3/7/8	-3.50-	3.50-3.75	154	672	339	1981	325	240	MD 17
		150/60 R 17 M/C 66H M+S TL	Scorpion Rally STR	Enduro On/Off	REAR	2808200	7	-4.25-	4.00-4.50	164	624	315	1848	300	210	-
		150/70 R 17 M/C 69R MST TL	Scorpion Rally	Enduro On/Off	REAR	3870600	5 / 7	-4.25-	3.50-4.50	169	668	337	1939	325	170	MD 17
		150/70 R 17 M/C 69V M+S TL	Scorpion Rally STR	Enduro On/Off	REAR	2865200	3/7/8	-4.25-	4.00-4.50	164	656	332	1939	325	240	MD 17
		150/70 R 17 M/C 69V TL	Scorpion Trail II	Enduro Street	REAR	2527100	3/7/8	-4.25-	4.00-4.50	162	656	332	1939	325	240	MD 17
		150/70 R 17 M/C 69V TL	Scorpion Trail II G	Enduro Street	REAR	2636400	3/7/8	-4.25-	4.00-4.50	162	656	332	1939	325	240	MD 17
		160/60 R 17 M/C 69H TL	MT 60 RS	Enduro On/Off	REAR	2504000	7	-4.50-	4.50-5.00	177	638	322	1884	325	210	MD 17
		160/60 ZR 17 M/C (69W) TL	Scorpion Trail II	Enduro Street	REAR	2527200	4/7/8	-4.50-	4.25-5.00	177	638	322	1884	325	280	MD 17
		170/60 R 17 M/C 72T M+S TL	Scorpion Rally	Enduro On/Off	REAR	2439600	5 / 7	-4.50-	4.50-5.50	190	650	328	1921	355	190	ME G17
		170/60 R 17 M/C 72V M+S TL	Scorpion Rally STR	Enduro On/Off	REAR	2803700	3/7/8	-4.50-	4.50-5.50	190	650	328	1921	355	240	-
		170/60 R 17 M/C 72V TL	Scorpion Trail II	Enduro Street	REAR	2802900	3/7/8	-4.50-	4.50-5.50	190	650	328	1921	355	240	-
		170/60 ZR 17 M/C 72W TL	Scorpion Trail II D	Enduro Street	REAR	2746800	4/7/8	-4.50-	4.50-5.50	190	650	328	1921	355	270	-
		170/60 ZR 17 M/C 72W TL	Scorpion Trail II K	Enduro Street	REAR	2803100	4/7/8	-4.50-	4.50-5.50	190	650	328	1921	355	270	-
		170/60 ZR 17 M/C 72W TL	Scorpion Trail II U	Enduro Street	REAR	4013700	4/7/8	-4.50-	4.50-5.50	190	650	328	1921	355	270	-
		180/55 R 17 M/C 73H TL	MT 60 RS	Enduro On/Off	REAR	2504100	7	-5.50-	5.50-6.00	196	644	325	1903	365	210	-
		180/55 R 17 M/C 73V M+S TL	Scorpion Rally STR	Enduro On/Off	REAR	3115000	4/7/8	-5.50-	5.50-6.00	196	644	325	1903	365	240	-
		180/55 ZR 17 M/C (73W) TL	MT 60 RS	Enduro On/Off	REAR	2636100	4/7/8	-5.50-	5.50-6.00	196	644	325	1903	365	280	-
		180/55 ZR 17 M/C (73W) TL	Scorpion Trail II	Enduro Street	REAR	2527400	4/7/8	-5.50-	5.50-6.00	196	644	325	1903	365	280	-
		180/55 ZR 17 M/C (73W) TL	MT 60 RS C	Enduro On/Off	REAR	3535100	4/7/8	-5.50-	5.50-6.00	196	644	325	1903	365	280	-
		190/55 ZR 17 M/C (75W) TL	Scorpion Trail II	Enduro Street	REAR	2527500	4/7/8	-6.00-	5.50-6.00	203	656	332	1939	387	280	-
	18	100/90 - 18 M/C 56V TL	Scorpion Trail II	Enduro Street	FRONT	2526600	3/7/8	-2.50-	2.15-2.75	114	649	328	1924	224	240	MB 18
		110/80 - 18 M/C 58P M+S TT	MT 21 Rallycross	Enduro On/Off	REAR	3988800	5	-2.50-	2.15-3.00	125	655	330	1912	236	150	MB 18
		110/80 - 18 M/C 58S MST	MT 90 A/T Scorpion	Enduro On/Off	REAR	3966400		-2.50-	2.15-3.00	125	645	326	1912	236	180	MB 18
		110/80 - 18 M/C 58T MST	MT 60	Enduro On/Off	REAR	3971500		-2.50-	2.15-3.00	125	655	333	1912	236	190	MB 18
		110/80 R 18 M/C 58H M+S TL	Scorpion Rally STR	Enduro On/Off	FRONT	3838800	3/7/8	-2.50-	2.50-3.00	122	645	326	1912	236	210	MB 18
		110/80 R 18 M/C 58H TL	MT 60 RS	Enduro On/Off	FRONT	2402500	7	-2.50-	2.50-3.00	122	645	326	1912	236	210	MB 18
		120/70 R 18 M/C 59V M+S TL	Scorpion Rally STR	Enduro On/Off	FRONT	3114900	3/7/8	-3.50-	3.50-3.75	133	637	321	1888	243	240	MB 18
		120/70 ZR 18 M/C (59W) TL	MT 60 RS	Enduro On/Off	FRONT	2864500	4/7/8	-3.50-	3.50-3.75	133	637	321	1888	243	280	MB 18
	120/80 - 18 M/C 62R M+S TT	MT 21 Rallycross	Enduro On/Off	REAR	3988900	5	-2.75-	2.50-3.00	134	673	339	1960	265	170	-	
	120/80 - 18 M/C 62S MST	MT 90 A/T Scorpion	Enduro On/Off	REAR	3967100		-2.75-	2.50-3.00	134	663	335	1960	265	180	-	
	120/90 - 18 M/C 65R M+S TT	MT 21 Rallycross	Enduro On/Off	REAR	3989000	5	-2.75-	2.50-3.00	134	699	353	2032	290	170	-	
	130/90 - 18 M/C 69R M+S TT	MT 21 Rallycross	Enduro On/Off	REAR	3988500	5	-3.00-	2.50-3.50	147	719	364	2087	325	170	MD 18	
	140/80 - 18 M/C 70R M+S TT	MT 21 Rallycross	Enduro On/Off	REAR	3988300	5	-3.50-	2.75-3.75	158	707	358	2057	335	170	MD 18	
	140/80 - 18 M/C 70R MST TL Race	Scorpion Rally	Enduro On/Off	REAR	3870300	5	-3.50-	2.75-3.75	158	707	358	2057	335	170	MD 18	
	140/80 - 18 M/C 70S MST TT	MT 90 A/T Scorpion	Enduro On/Off	REAR	3983200		-3.50-	2.75-3.75	158	697	352	2057	335	180	MD 18	
	150/70 R 18 M/C 70R M+S TL	Scorpion Rally	Enduro On/Off	REAR	4187300	3/7/8	-4.25-	4.00-4.50	165	681	345	2014	335	170	MD 18	





# Technical Data

Category	Rim	Description	Pattern Set	Application	F/R	IP Code	Footnote	Measuring Rim width	Permitted Rim width range	Max width in service	Diameter in service	Centrifugal radius at V-Max (V=240 km/h)	Rolling Circumference +/- 2%	Load capacity (kg)	V-max	Tube	
Enduro Street	18	150/70 R 18 M/C 70V M+S TL	Scorpion Rally STR	Enduro On/Off	REAR	2803500	3/7/8	-4.25-	4.00-4.50	165	681	345	2014	335	240	MD 18	
		150/70 R 18 M/C 70V TL	MT 90 A/T Scorpion	Enduro On/Off	REAR	1421900	3/7/8	-4.25-	4.00-4.50	165	681	345	2014	335	240	MD 18	
		150/70 R 18 M/C 70V TL	Scorpion Trail II	Enduro Street	REAR	2803200	3/7/8	-4.25-	4.00-4.50	165	681	345	2014	335	240	MD 18	
		4.00 - 18 M/C 64P DP TL	MT 43 Pro Trial	Enduro On/Off	REAR	1414500	5	-2.50-	2.15-3.00	129	697	352	2026	280	150	21 B 18 NHS	
		19	100/90 - 19 M/C 57H TL	MT 60	Enduro On/Off	FRONT	0282200	7	-2.50-	2.15-2.75	114	685	348	2002	230	210	MC 19
		100/90 - 19 M/C 57V M+S TL	Scorpion Rally STR	Enduro On/Off	FRONT	2865300	3/7/8	-2.50-	2.15-2.75	114	675	348	2002	230	240	MC 19	
		100/90 - 19 M/C 57V TL	Scorpion Trail II	Enduro Street	FRONT	2526700	3/7/8	-2.50-	2.15-2.75	114	675	348	2002	230	240	MC 19	
		110/80 R 19 M/C 59R MST TL	Scorpion Rally	Off-Road	FRONT	3870500	5 / 7	-2.50-	2.15-3.00	125	681	343	1990	243	170	MC 19	
		110/80 R 19 M/C 59H M+S TL	Scorpion Rally STR	Enduro On/Off	FRONT	3246600	7	-2.50-	2.50-3.00	123	671	339	1990	243	210	MC 19	
		110/80 R 19 M/C 59V M+S TL	Scorpion Rally STR	Enduro On/Off	FRONT	2865100	3/7/8	-2.50-	2.50-3.00	123	671	339	1990	243	240	MC 19	
		110/80 R 19 M/C 59V TL	Scorpion Trail II	Enduro Street	FRONT	2526500	3/7/8	-2.50-	2.50-3.00	123	671	339	1990	243	240	MC 19	
		120/70 R 19 60T M&S TL	Scorpion Rally	Off-Road	FRONT	2439200	5 / 7	-3.50-	3.00-3.75	133	663	334	1966	250	190	MC 19	
		120/70 R 19 M/C 60V M+S TL	Scorpion Rally STR	Enduro On/Off	FRONT	2803600	3/7/8	-3.50-	3.00-3.75	133	663	334	1966	250	240	-	
		120/70 R 19 M/C 60V TL	Scorpion Trail II	Enduro Street	FRONT	2802800	3/7/8	-3.50-	3.00-3.75	133	663	334	1966	250	240	-	
		120/70 ZR 19 M/C 60W TL	Scorpion Trail II D	Enduro Street	FRONT	2746700	4/7/8	-3.50-	3.00-3.75	133	663	334	1966	250	270	-	
		120/70 ZR 19 M/C 60W TL	Scorpion Trail II K	Enduro Street	FRONT	2803000	4/7/8	-3.50-	3.00-3.75	133	663	334	1966	250	270	-	
		90/90 - 19 M/C 52P DP TL	MT 60	Enduro On/Off	FRONT	4056500		-2.15-	1.85-2.50	118	665	335	1948	200	150	MA 19	
		21	2.75 - 21 M/C 45P DP TL	MT 43 Pro Trail	Enduro Street	FRONT	1414400	5 / 7	-1.85-	1.50-1.85	86	707	357	2081	165	150	MA 21
		80/90 - 21 M/C 48P M+S TT	MT 21 Rallycross	Enduro On/Off	FRONT	3988700	5	-1.85-	1.60-2.15	91	695	350	2045	180	150	MA 21	
		80/90 - 21 M/C 48S	MT 90 A/T Scorpion	Enduro On/Off	FRONT	1005100		-1.85-	1.60-2.15	91	687	346	2045	180	180	MA 21	
		90/90 - 21 M/C 54H MST TL	MT 60	Enduro On/Off	FRONT	3982400	7	-2.15-	1.85-2.50	103	715	363	2099	212	210	MA 21	
		90/90 - 21 M/C 54H TL	MT 60 E	Enduro On/Off	FRONT	3617700	7	-2.15-	1.85-2.50	103	715	363	2099	212	210	MA 21	
		90/90 - 21 M/C 54R M+S	MT 21 Rallycross	Enduro On/Off	FRONT	3990400	5	-2.15-	1.85-2.50	103	715	360	2099	212	170	MA 21	
		90/90 - 21 M/C 54R M+S TL	Scorpion Rally	Enduro On/Off	FRONT	4187200	5	-2.15-	1.85-2.50	118	715	360	2099	212	170	10 B 21	
		90/90 - 21 M/C 54R MST TT Race	Scorpion Rally	Enduro On/Off	FRONT	3908400	5	-2.15-	1.85-2.50	118	715	360	2099	212	170	10 B 21	
		90/90 - 21 M/C 54S MST	MT 90 A/T Scorpion	Enduro On/Off	FRONT	3983100		-2.15-	1.85-2.50	103	707	356	2099	212	180	MA 21	
		90/90 - 21 M/C 54S MST TT (A)	MT 60	Enduro On/Off	FRONT	3966300		-2.15-	1.85-2.50	103	707	356	2099	212	180	MA 21	
		90/90 - 21 M/C 54V M+S TL	Scorpion Rally STR A	Enduro On/Off	FRONT	3849300	3/7/8	-2.15-	1.85-2.50	103	707	361	2099	212	240	MA 21	
	90/90 - 21 M/C 54V M+S TL	Scorpion Rally STR	Enduro On/Off	FRONT	3938700	3/7/8	-2.15-	1.85-2.50	103	707	361	2099	212	240	MA 21		
	90/90 - 21 M/C 54V TL	MT 90 A/T Scorpion	Enduro On/Off	FRONT	1417500	3/7/8	-2.15-	1.85-2.50	103	707	361	2099	212	240	MA 21		
	90/90 - 21 M/C 54V TL	Scorpion Trail II	Enduro Street	FRONT	3745800	3/7/8	-2.15-	1.85-2.50	103	707	361	2099	212	240	MA 21		
Off Road	10	2.50 - 10 NHS 33J	Scorpion MX32 Mid Soft	Off-Road	FRONT	3841800	6	-1.75-	1.35-1.75	103	-	-	-	-	-	MA 10	
		2.75 - 10 NHS 37J	Scorpion MX32 Mid Soft	Off-Road	REAR	3842200	6	-1.85-	1.50-1.85	78	408	-	-	-	-	MA 10	
	12	60/100 - 12 NHS 36M	Scorpion MX32 Mid Soft	Off-Road	FRONT	3841900	6	-1.85-	1.50-1.85	78	408	-	-	-	-	MH 12	
		80/100 - 12 NHS	Scorpion MX Soft	Off-Road	REAR	3659100	6	-1.85-	1.60-2.15	89	477	-	-	190	-	MA 12	
		80/100 - 12 NHS 50M	Scorpion MX32 Mid Soft	Off-Road	REAR	3842300	6	-1.85-	1.60-2.15	89	477	-	-	190	-	MA 12	
	14	60/100 - 14 NHS 29M	Scorpion MX32 Mid Soft	Off-Road	FRONT	3842000	6	-1.40-	1.20-1.60	78	490	-	1438	103	-	MA 14	
		90/100 - 14 NHS 49M	Scorpion MX32 Mid Soft	Off-Road	REAR	3842400	6	-2.15-	1.85-2.50	118	558	-	1619	185	-	MB 14	
	16	90/100 - 16 NHS	Scorpion MX Soft	Off-Road	REAR	2901400	6	-2.15-	1.85-2.50	118	608	-	1770	195	-	MB 16	
		90/100 - 16 NHS	Scorpion MX32 Mid Soft	Off-Road	REAR	3252700	6	-2.15-	1.85-2.50	118	608	-	1770	195	-	MB 16	
	17	70/100 - 17 NHS 40M	Scorpion MX32 Mid Soft	Off-Road	FRONT	4024400	6	-1.60-	1.40-1.85	90	588	-	1727	-	-	MA 17	
		110/90 - 17 NHS 60M	Scorpion MX32 Mid Soft	Off-Road	REAR	4024600		-2.50-	2.15-3.00	136	654	-	1903	250	130		
	18	100/100 - 18 NHS	Scorpion XC Mid Hard	Off-Road	REAR	3107900	6	-2.50-	2.15-2.75	-	-	-	-	-	-	21 B 18 NHS	
		110/100 - 18 M/C 64M MST	Scorpion XC Mid Hard	Off-Road	REAR	1942200	5	-2.50-	2.15-3.00	125	703	356	2045	280	130	21 B 18	
		110/100 - 18 NHS	MT 16 Garacross	Off-Road	REAR	1418700	6	-2.50-	2.15-3.00	143	703	-	2045	-	-	21 B 18	
		110/100 - 18 NHS	Scorpion XC Mid Soft	Off-Road	REAR	3556600	6	-2.50-	2.15-3.00	143	703	-	2045	-	-	21 B 18	
		120/100 - 18 M/C 68M M&S	Scorpion XC Mid Hard	Off-Road	REAR	1768100	5	-2.75-	2.50-3.00	134	725	367	2105	315	130	21 B 18	
		120/100 - 18 NHS	MT 16 Garacross	Off-Road	REAR	1418600	6	-2.75-	2.50-3.00	152	725	-	2105	-	-	21 B 18	
		120/100 - 18 NHS	Scorpion XC Mid Soft	Off-Road	REAR	3556700	6	-2.75-	2.50-3.00	152	725	-	2105	-	-	21 B 18	
		140/80 - 18 M/C 70M M&S	Scorpion XC Mid Hard	Off-Road	REAR	1804600	5	-3.50-	2.75-3.75	158	707	358	2057	335	130	MD 18	
		4.00 - 18 NHS	MT 16 Garacross	Off-Road	REAR	0248900	6	-2.50-	2.15-3.00	129	697	352	2026	280	-	21 B 18 NHS	
		4.50 - 18 NHS	MT 16 Garacross	Off-Road	REAR	0249000	6	-2.50-	2.15-3.00	129	697	-	-	-	-	21 B 18 NHS	



# Technical Data

Category	Rim	Description	Pattern Set	Application	F/R	IP Code	Footnote	Measuring Rim width	Permitted Rim width range	Max width in service	Diameter in service	Centrifugal radius at V-Max (V=240 km/h)	Rolling Circumference +/- 2%	Load capacity (kg)	V-max	Tube	
Off Road	19	100/90 - 19 NHS	Scorpion MX Extra X	Off-Road	REAR	2588700	6	-2.50-	2.15-2.75	130	685	-	2002	-	-	21 B 19	
		100/90 - 19 NHS	Scorpion MX32 Mid Soft	Off-Road	REAR	2588400	6	-2.50-	2.15-2.75	130	685	-	2002	-	-	21 B 19	
		100/90 - 19 NHS 57M	Scorpion MX Soft	Off-Road	REAR	2901500	6	-2.50-	2.15-2.75	130	685	-	2002	-	-	21 B 19	
		100/90 - 19 NHS 57M	Scorpion MX32 Mid Hard	Off-Road	REAR	3107400	6	-2.50-	2.15-2.75	130	685	-	2002	-	-	21 B 19	
		110/85 - 19 NHS 61M	Scorpion MX32 Mid Soft	Off-Road	REAR	3556200	6	-2.50-	2.15-3.00	-	-	-	-	-	-	21 B 19 NHS	
		110/90 - 19 NHS	Scorpion MX Extra X	Off-Road	REAR	2588800	6	-2.50-	2.15-3.00	143	705	-	2057	-	-	21 B 19	
		110/90 - 19 NHS	Scorpion MX Soft	Off-Road	REAR	3256900	6	-2.50-	2.15-3.00	143	705	-	2057	-	-	21 B 19	
		110/90 - 19 NHS	Scorpion MX32 Mid Hard	Off-Road	REAR	3842700	6	-2.50-	2.15-3.00	143	705	-	2057	-	-	21 B 19	
		110/90 - 19 NHS 62M Stadium	Scorpion MX32 Mid Hard	Off-Road	REAR	4016800	6	-2.50-	2.15-3.00	143	705	-	2057	-	-	21 B 19	
		110/90 - 19 NHS	Scorpion MX32 Mid Soft	Off-Road	REAR	2588500	6	-2.50-	2.15-3.00	143	705	-	2057	-	-	21 B 19	
		120/80 - 19 NHS	Scorpion MX32 Mid Soft	Off-Road	REAR	3107500	6	-2.50-	2.50-3.00	153	699	-	2039	-	-	MC 19	
		120/80 - 19 NHS 63M Stadium	Scorpion MX32 Mid Soft	Off-Road	REAR	4016600	6	-2.50-	2.50-3.00	153	699	-	2039	-	-	MC 19	
		120/80 - 19 NHS 63M	Scorpion MX32 Mid Hard	Off-Road	REAR	3842800	6	-2.50-	2.50-3.00	153	699	-	2039	-	-	MC 19	
		120/90 - 19 NHS	Scorpion MX Extra X	Off-Road	REAR	4024700	6	-2.75-	2.50-3.00	153	725	-	2111	-	-	21 B 19	
		120/90 - 19 NHS 66M	Scorpion MX32 Mid Soft	Off-Road	REAR	3842500	6	-2.75-	2.50-3.00	153	725	-	2111	-	-	21 B 19	
		120/90 - 19 NHS 66M Stadium	Scorpion MX32 Mid Soft	Off-Road	REAR	4130500	6	-2.75-	2.50-3.00	153	725	-	2111	-	-	21 B 19	
		70/100 - 19 NHS	Scorpion MX32 Mid Soft	Off-Road	FRONT	3252600	6	-1.60-	1.40-1.85	90	639	-	1881	-	-	MH 19	
	Off Road	20	90/100 - 20 M/C 56M MST	Scorpion MX32 Mid Soft	Off-Road	FRONT	1662400	5	-2.15-	1.85-2.50	118	710	-	2078	224	130	10 B 20
		21	3.00 - 21 M/C 51R MST	MT 16 Garacross	Off-Road	FRONT	0249400	5	-1.85-	1.60-2.15	95	723	-	2123	195	170	10 B 21 NHS
80/100 - 21 M/C 51M MST			Scorpion MX Extra X	Off-Road	FRONT	2588600	5	-1.85-	1.60-2.15	104	713	-	2093	195	130	10 B 21	
80/100 - 21 M/C 51M MST			Scorpion MX32 Mid Hard	Off-Road	FRONT	3556300	5	-1.85-	1.60-2.15	104	713	-	2093	195	130	10 B 21	
80/100 - 21 M/C 51M MST			Scorpion MX32 Mid Soft	Off-Road	FRONT	2588300	5	-1.85-	1.60-2.15	104	713	-	2093	195	130	10 B 21	
80/100 - 21 M/C 51M MST Stadium			Scorpion MX32 Mid Soft	Off-Road	FRONT	4016500	5	-1.85-	1.60-2.15	104	713	-	2093	195	130	10 B 21	
80/100 - 21 M/C 51R MST			MT 16 Garacross	Off-Road	FRONT	1418500	5	-1.85-	1.60-2.15	104	713	-	2093	195	170	10 B 21	
80/100 - 21 M/C 51R MST			Scorpion XC Mid Soft	Off-Road	FRONT	3888600	5	-1.85-	1.60-2.15	104	713	-	2093	195	170	10 B 21	
80/100 - 21 NHS			Scorpion XC Mid Hard	Off-Road	FRONT	3107800	6	-1.85-	1.60-2.15	-	-	-	-	-	-	10 B 21 NHS	
90/100 - 21 M/C 57M M+S			Scorpion MX32 Mid Soft	Off-Road	FRONT	4108200	5	-2.15-	1.85-2.50	118	735	-	2153	230	130	10 B 21 NHS	
90/100 - 21 M/C 57M MST			Scorpion MX32 Mid Hard	Off-Road	FRONT	3842600	5	-2.15-	1.85-2.50	118	735	-	2153	230	130	10 B 21 NHS	
Scooter	10	100/80 - 10 53L TL	Angel Scooter	Scooter	F/R	3843500	7	-2.50-	2.15-2.75	112	426	-	1238	206	120	10 C 10	
		100/90 - 10 56J TL	Angel Scooter	Scooter	F/R	2903100	7	-2.50-	2.15-2.75	112	446	-	1298	224	100	10 C 10	
		100/90 - 10 56J TL	Diablo Rosso Scooter	Scooter	F/R	3995100	7	-2.50-	2.15-2.75	112	446	-	1298	224	100	10 C 10	
		110/80 - 10 58J TL	Angel Scooter	Scooter	F/R	3843600	7	-2.50-	2.15-3.00	123	442	-	1286	236	100	10 C 10	
		120/70 - 10 54L reinf. TL	Angel Scooter	Scooter	F/R	3843700	7	-3.50-	2.75-3.75	135	434	-	1262	212	120	10 C 10	
		120/90 - 10 57J TL	SL 60	Scooter	F/R	0550500	7	-2.75-	2.50-3.00	132	486	-	1405	230	100	10 C 10	
		120/90 - 10 57L TL	SL 90	Scooter	FRONT	1471600	7	-2.75-	2.50-3.00	132	486	-	1405	230	120	10 C 10	
		120/90 - 10 66J TL	Angel Scooter	Scooter	F/R	3843800	7	-2.75-	2.50-3.00	132	486	-	1405	300	100	10 C 10	
		130/70 - 10 59L reinf. TL	Angel Scooter	Scooter	F/R	3843900	7	-3.50-	3.00-4.00	144	448	-	1304	243	120	10 C 10	
		130/90 - 10 61J TL	Angel Scooter	Scooter	F/R	3844000	7	-3.00-	2.50-3.50	144	504	-	1459	257	100	-	
		130/90 - 10 61J TL	SL 60	Scooter	F/R	0550800	7	-3.00-	2.50-3.50	144	504	-	1459	257	100	-	
		150/80 - 10 65L TL	SL 90	Scooter	REAR	1471700	7	-3.50-	3.00-4.25	170	510	-	1477	290	120	-	
		3.00 - 10 42J	SC 30	Scooter	F/R	0401900	7	-2.10-	1.85-2.50	91	422	-	1235	150	100	10 C 10	
		3.00 - 10 50J reinf. TL	Angel Scooter	Scooter	F/R	2903200	7	-2.10-	1.85-2.50	91	422	-	1235	190	100	10 C 10	
		3.50 - 10 51J	SC 30	Scooter	F/R	4012000	7	-2.50-	2.15-2.75	103	450	-	1307	195	100	10 C 10	
		3.50 - 10 59J reinf. TL	Angel Scooter	Scooter	F/R	2903000	7	-2.50-	2.15-2.75	103	450	-	1307	243	100	10 C 10	
		80/100 - 10 46J TL	Angel Scooter	Scooter	F/R	2903300	7	-1.85-	1.60-2.15	90	434	-	1238	170	100	-	
		80/90 - 10 44J TL	Angel Scooter	Scooter	F/R	2903400	7	-1.85-	1.60-2.15	90	416	-	1190	160	100	10 C 10	
		90/90 - 10 50J TL	Angel Scooter	Scooter	F/R	2902900	7	-2.15-	1.85-2.50	101	428	-	1244	190	100	-	
	11		110/70 - 11 45L TL	Angel Scooter	Scooter	F/R	2924900	7	-3.00-	2.50-3.50	124	443	-	1295	165	120	-
			120/70 - 11 56L reinf. TL	Angel Scooter	Scooter	F/R	2925000	7	-3.50-	2.75-3.75	134	459	-	1337	224	120	-
			130/70 - 11 60L reinf. TL	Angel Scooter	Scooter	F/R	3844100	7	-3.50-	3.00-4.00	144	473	-	1378	250	120	-
	12		90/90 - 12 44J TL	Angel Scooter	Scooter	FRONT	4017600		-2.15-	1.85-2.50	97	479	-	1396	160	100	-
		100/90 - 12 59J TL	Angel Scooter	Scooter	F/R	3995000		-2.50-	2.15-2.75	112	497	-	1450	243	100	-	
		100/90 - 12 64P reinf. TL	Diablo Rosso Scooter SC	Scooter	FRONT	2903500	7	-2.50-	2.15-2.75	112	497	-	1450	280	150	-	



# Technical Data

Category	Rim	Description	Pattern Set	Application	F/R	IP Code	Footnote	Measuring Rim width	Permitted Rim width range	Max width in service	Diameter in service	Centrifugal radius at V-Max (V=240 km/h)	Rolling Circumference +/- 2%	Load capacity (kg)	V-max	Tube	
Scooter	12	110/100 - 12 67J TL	Angel Scooter	Scooter	F/R	3844200	7	-2.50-	2.15-2.75	121	541	-	1570	307	100	-	
		110/70 - 12 47P TL	Angel Scooter	Scooter	F/R	2769500	7	-3.00-	2.50-3.50	124	469	-	1372	175	150	-	
		110/70 - 12 47P TL	Diablo Rosso Scooter	Scooter	FRONT	2925300	7	-3.00-	2.50-3.50	124	469	-	1372	175	150	-	
		110/90 - 12 64P TL	Angel Scooter	Scooter	F/R	2769600	7	-2.50-	2.15-3.00	123	517	-	1504	280	150	-	
		120/70 - 12 51P TL	Angel Scooter	Scooter	F/R	2769700	7	-3.25-	2.75-3.75	134	485	-	1414	195	150	-	
		120/70 - 12 51S TL	Angel Scooter	Scooter	FRONT	2769800	7	-3.25-	2.75-3.75	134	485	-	1414	195	180	-	
		120/70 - 12 51L TL	Angel Scooter	Scooter	FRONT	4017700	7	-3.25-	2.75-3.75	134	485	-	1414	195	120	-	
		120/70 - 12 51L TL	SL 90	Scooter	FRONT	2011000	7	-3.25-	2.75-3.75	134	485	-	1414	195	120	-	
		120/70 - 12 58P reinf. TL	Angel Scooter	Scooter	REAR	2770900	7	-3.25-	2.75-3.75	134	485	-	1414	236	150	-	
		120/70 - 12 58P reinf. TL	Diablo Rosso Scooter	Scooter	F/R	2925400	7	-3.25-	2.75-3.75	134	485	-	1414	236	150	-	
		120/80 - 12 55J TL	SL 60	Scooter	F/R	0800000	7	-2.75-	2.50-3.00	132	511	-	1486	218	100	-	
		120/80 - 12 55P TL	Diablo Rosso Scooter SC	Scooter	REAR	3626100	7	-2.75-	2.50-3.00	132	511	-	1486	218	100	-	
		130/70 - 12 56L TL	SL 90	Scooter	REAR	2011100	7	-3.50-	3.00-4.00	144	499	-	1456	224	120	-	
		130/70 - 12 56L TL	Angel Scooter	Scooter	F/R	4017800	7	-3.50-	3.00-4.00	144	499	-	1456	224	120	-	
		130/70 - 12 62P reinf. TL	Angel Scooter	Scooter	F/R	2771000	7	-3.50-	3.00-4.00	144	499	-	1456	265	150	-	
		130/70 - 12 62P reinf. TL	Diablo Rosso Scooter	Scooter	REAR	2925500	7	-3.50-	3.00-4.00	144	499	-	1456	265	150	-	
		130/80 - 12 60J TL	SL 60	Scooter	F/R	0800100	7	-3.00-	2.50-3.50	144	527	-	1534	250	100	-	
		140/70 - 12 65P reinf. TL	Angel Scooter	Scooter	REAR	2771100	7	-3.75-	3.50-4.50	159	515	-	1498	290	150	-	
		13	110/70 - 13 M/C 48P TL	Angel Scooter	Scooter	FRONT	2769900	7	-3.00-	2.50-3.50	127	494	250	1462	180	150	-
			110/70 - 13 M/C 48P TL	Diablo Rosso Scooter	Scooter	FRONT	3995400	7	-3.00-	2.50-3.50	127	494	250	1462	180	150	-
			110/70 - 13 M/C 48S TL	Angel Scooter	Scooter	FRONT	3078300	7	-3.00-	2.50-3.50	127	494	250	1462	180	180	-
			110/70 - 13 M/C 54S reinf. TL	Angel Scooter	Scooter	F/R	4108800	7	-3.00-	2.50-3.50	127	494	250	1462	212	180	-
			110/70 - 13 M/C 54S reinf. TL	Diablo Rosso Scooter	Scooter	F/R	3995700	7	-3.00-	2.50-3.50	127	494	250	1462	212	180	-
			110/90 - 13 M/C 56P TL	Angel Scooter	Scooter	FRONT	2770000	7	-2.50-	2.15-3.00	125	542	271	1595	224	150	-
			120/70 - 13 M/C 53P TL	Angel Scooter	Scooter	FRONT	2770100	7	-3.50-	3.00-3.75	137	510	257	1504	206	150	-
			120/70 - 13 M/C 53P TL	Diablo Rosso Scooter	Scooter	FRONT	3995500	7	-3.50-	3.00-3.75	137	510	257	1504	206	150	-
			130/60 - 13 M/C 60P reinf. TL	Angel Scooter	Scooter	F/R	2771400	7	-3.50-	3.00-4.00	147	496	251	1468	250	150	-
			130/70 - 13 M/C 63P reinf. TL	Angel Scooter	Scooter	REAR	2771200	7	-3.50-	3.00-4.00	147	524	265	1546	272	150	-
			130/70 - 13 M/C 63P reinf. TL	Diablo Rosso Scooter	Scooter	REAR	3803700	7	-3.50-	3.00-4.00	147	524	265	1546	272	150	-
			140/60 - 13 M/C 63P reinf. TL	Angel Scooter	Scooter	REAR	2771300	7	-3.75-	3.50-4.50	162	510	257	1504	272	150	-
			140/70 - 13 M/C 61P TL	Angel Scooter	Scooter	REAR	2902100	7	-3.75-	3.50-4.50	162	540	273	1589	257	150	-
			140/70 - 13 M/C 61P TL	Diablo Rosso Scooter	Scooter	REAR	4017500	7	-3.75-	3.50-4.50	162	540	273	1589	257	150	-
			150/70 - 13 M/C 64S TL	Angel Scooter	Scooter	REAR	3107300	7	-4.25-	3.50-4.50	169	554	281	1631	280	180	-
			150/70 - 13 M/C 64S TL	Diablo Rosso Scooter	Scooter	REAR	2769100	7	-4.25-	3.50-4.50	169	554	281	1631	280	180	-
		14	100/80 - 14 M/C 54S reinf. TL	Angel Scooter	Scooter	F/R	2902300	7	-2.50-	2.15-2.75	114	528	266	1558	212	180	-
			100/80 - 14 M/C 54S TL reinf.	Diablo Rosso Scooter	Scooter	F/R	3995600	7	-2.50-	2.15-2.75	114	528	266	1558	212	180	-
			100/90 - 14 M/C 57P reinf. TL	Angel Scooter	Scooter	REAR	3445700	7	-2.50-	2.15-2.75	114	542	250	1619	230	150	-
			110/70 - 14 M/C 56S reinf. TL	Angel Scooter	Scooter	REAR	2925600	7	-3.00-	2.50-3.50	127	520	263	1540	224	180	-
			110/80 - 14 M/C 59S reinf. TL	Angel Scooter	Scooter	F/R	2902800	7	-2.50-	2.15-3.00	125	544	275	1607	243	180	MB 14
			120/70 - 14 M/C 55P TL	Angel Scooter	Scooter	F/R	2770300	7	-3.50-	2.75-3.75	137	536	270	1582	218	150	-
			120/70 - 14 M/C 55S TL	Diablo Rosso Scooter	Scooter	FRONT	2768500	7	-3.50-	2.75-3.75	137	536	270	1582	218	180	-
			120/70 R 14 M/C 55H TL	Diablo Rosso Scooter	Scooter	FRONT	2768600	7	-3.50-	3.50-3.75	134	536	270	1582	218	210	-
			120/80 - 14 M/C 58P TL	Angel Scooter	Scooter	F/R	2864000	7	-2.75-	2.50-3.00	134	562	284	1655	236	150	-
		120/80 - 14 M/C 58S TL	Diablo Rosso Scooter	Scooter	F/R	2768700	7	-2.75-	2.50-3.00	134	562	284	1655	236	180	-	
		140/60 - 14 M/C 64P reinf. TL	Angel Scooter	Scooter	REAR	2771500	7	-3.75-	3.50-4.50	162	536	270	1582	280	150	-	
		140/60 - 14 M/C 64S reinf. TL	Angel Scooter	Scooter	REAR	2854300	7	-3.75-	3.50-4.50	162	536	270	1582	280	180	-	
		140/70 - 14 M/C 68P reinf. TL	Angel Scooter	Scooter	REAR	2771600	7	-3.75-	3.50-4.50	160	566	286	1667	315	150	-	
		140/70 - 14 M/C 68S reinf. TL	Angel Scooter	Scooter	REAR	2771700	7	-3.75-	3.50-4.50	160	566	286	1667	315	180	-	
		150/70 - 14 M/C 66P TL	Angel Scooter	Scooter	REAR	2771800	7	-4.25-	3.50-4.50	169	580	294	1709	300	150	-	
		150/70 - 14 M/C 66S TL	Angel Scooter	Scooter	REAR	2771900	7	-4.25-	3.50-4.50	169	580	294	1709	300	180	-	
		150/70 - 14 M/C 66S TL	Angel Scooter B	Scooter	REAR	3567600	7	-4.25-	3.50-4.50	169	580	294	1709	300	180	-	
		150/70 - 14 M/C 66S TL	Diablo Rosso Scooter	Scooter	REAR	2769200	7	-4.25-	3.50-4.50	169	580	294	1709	300	180	-	
		160/60 R 14 M/C 65H TL	Diablo Rosso Scooter	Scooter	REAR	2769300	7	-4.50-	4.25-5.00	177	562	284	1655	290	210	-	
		80/80 - 14 M/C 43S reinf. TL	Angel Scooter	Scooter	FRONT	2925700	7	-1.85-	1.60-2.15	91	492	248	1462	155	180	-	
		90/80 - 14 M/C 49S reinf. TL	Angel Scooter	Scooter	F/R	2770200	7	-2.15-	1.85-2.50	103	510	257	1510	185	180	-	



# Technical Data

Category	Rim	Description	Pattern Set	Application	F/R	IP Code	Footnote	Measuring Rim width	Permitted Rim width range	Max width in service	Diameter in service	Centrifugal radius at V-Max (W=240 km/h)	Rolling Circumference +/- 2%	Load capacity (kg)	V-max	Tube	
Scooter	15	120/70 - 15 M/C 56P TL	Angel Scooter	Scooter	FRONT	2770400	7	-3.50-	2.75-3.75	136	561	281	1658	224	150	-	
		120/70 - 15 M/C 56S TL	Angel Scooter	Scooter	FRONT	2770500	7	-3.50-	2.75-3.75	136	561	283	1658	224	180	-	
		120/70 - 15 M/C 56S TL	Diablo Rosso Scooter	Scooter	FRONT	2768800	7	-3.50-	2.75-3.75	136	561	283	1658	224	180	-	
		120/70 R 15 M/C 56H TL	Diablo Rosso Scooter	Scooter	FRONT	2768900	7	-3.50-	3.50-3.75	134	561	283	1658	224	210	-	
		130/80 - 15 M/C 63S TL	Angel Scooter	Scooter	REAR	2854400	7	-3.00-	2.50-3.50	147	603	305	1779	272	180	-	
		160/60 R 15 M/C 67H TL	Diablo Rosso Scooter	Scooter	REAR	2769400	7	-4.50-	4.25-5.00	177	587	296	1730	307	210	-	
		16	100/80 - 16 M/C 50P TL	Angel Scooter	Scooter	FRONT	2770600	7	-2.50-	2.15-2.75	114	578	289	1709	190	150	-
		110/70 - 16 M/C 52P TL	Angel Scooter	Scooter	F/R	2770700	7	-3.00-	2.50-3.50	126	570	288	1691	200	150	-	
		110/70 - 16 M/C 52S TL	Angel Scooter	Scooter	FRONT	2770800	7	-3.00-	2.50-3.50	126	570	288	1691	200	180	-	
		120/70 R 16 M/C 57H TL	Diablo Rosso Scooter	Scooter	FRONT	2769000	7	-3.75-	3.50-3.75	137	586	295	1733	230	210	-	
		120/80 - 16 M/C 60P TL	Angel Scooter	Scooter	REAR	2772000	7	-2.75-	2.50-3.00	133	612	309	1806	250	150	MC 16	
		130/70 - 16 M/C 61P TL	Angel Scooter	Scooter	REAR	2772100	7	-3.50-	3.00-4.00	147	600	303	1776	257	150	-	
		130/70 - 16 M/C 61S TL	Angel Scooter	Scooter	REAR	3783900	7	-3.50-	3.00-4.00	147	600	303	1776	257	180	-	
		130/70 R 16 M/C 61S TL	Angel Scooter	Scooter	REAR	2772200	7	-3.50-	3.50-4.00	143	600	303	1776	257	180	-	
		130/80 - 16 M/C 64P TL	Angel Scooter	Scooter	REAR	2772300	7	-3.00-	2.50-3.50	147	628	314	1854	280	150	-	
		140/70 - 16 M/C 65P TL	Angel Scooter	Scooter	REAR	2772400	7	-3.75-	3.50-4.50	160	616	311	1818	290	150	-	
		90/80 - 16 M/C 51S reinf. TL	Angel Scooter	Scooter	F/R	2902200	7	-2.15-	1.85-2.50	103	560	282	1661	195	180	-	
		17	120/70 R 17M/C 58H TL	Diablo Rosso Scooter	Scooter	FRONT	3828200	7	-3.50-	3.50-3.75	134	612	308	1812	236	210	MC 17

# Comparative chart for metric-decimal size description

Tyre Size	Load index		Permitted rim width	Tyre size			80
	standard	reinforced		alphanumeric	Metric		
					100	90	
2.75 - 16	40	46	1.50 - 1.85	MH 90 - 16	80 / 100 - 16	80 / 90 - 16	90 / 80 - 16
3.00 - 16	40	48	1.60 - 2.15	MH 90 - 16	90 / 100 - 16	90 / 90 - 16	100 / 80 - 16
3.25 - 16	48	55	1.85 - 2.50	MJ 90 - 16	100 / 100 - 16	100 / 90 - 16	110 / 80 - 16
3.50 - 16	52	58	1.85 - 2.50	ML 90 - 16	100 / 100 - 16	100 / 90 - 16	110 / 80 - 16
4.60 - 16	59	58	1.85 - 3.00	MM 90 - 16	100 / 100 - 16	110 / 90 - 16	120 / 80 - 16
5.00 - 16	72	74	2.50 - 3.50	MT 90 - 16	120 / 100 - 16	130 / 90 - 16	140 / 80 - 16
5.50 - 16	75	77	2.50 - 3.50	MU 85 - 16	130 / 100 - 16	140 / 90 - 16	150 / 80 - 16
2.75 - 17	41	47	1.50 - 1.85	MH 90 - 17	80 / 100 - 17	80 / 90 - 17	90 / 80 - 17
3.00 - 17	41	50	1.60 - 2.15	MH 90 - 17	90 / 100 - 17	90 / 90 - 17	100 / 80 - 17
4.50 - 17	67	50	2.15 - 3.00	MR 90 - 17	110 / 100 - 17	130 / 90 - 17	140 / 80 - 17
4.60 - 17	62	50	1.85 - 3.00	MS 90 - 17	100 / 100 - 17	110 / 90 - 17	120 / 80 - 17
5.10 - 17	67	50	2.50 - 3.50	MT 90 - 17	110 / 100 - 17	130 / 90 - 17	140 / 80 - 17
2.75 - 18	42	48	1.50 - 1.85	MH 90 - 18	80 / 100 - 18	80 / 90 - 18	90 / 80 - 18
3.00 - 18	47	52	1.60 - 2.15	MH 90 - 18	90 / 100 - 18	90 / 90 - 18	100 / 80 - 18
3.25 - 18	52	59	1.85 - 2.50	MJ 90 - 18	100 / 100 - 18	100 / 90 - 18	110 / 80 - 18
3.50 - 18	56	62	1.85 - 2.50	ML 90 - 18	100 / 100 - 18	100 / 90 - 18	110 / 80 - 18
3.60 - 18	51	62	1.85 - 2.50	MH 90 - 18	100 / 100 - 18	90 / 90 - 18	100 / 80 - 18
4.00 - 18	64	69	2.15 - 3.00	MN 90 - 18	110 / 100 - 18	120 / 90 - 18	130 / 80 - 18
4.10 - 18	60	69	1.85 - 3.00	ML 90 - 18	100 / 100 - 18	100 / 90 - 18	110 / 80 - 18
4.25/85 - 18	64	69	1.85 - 3.00	MM 90 - 18	110 / 100 - 18	110 / 90 - 18	120 / 80 - 18
4.25 - 18	66	69	2.15 - 3.00	ML 90 - 18	110 / 100 - 18	120 / 90 - 18	130 / 80 - 18
4.60 - 18	63	69	1.85 - 3.00	MR 90 - 18	110 / 100 - 18	120 / 90 - 18	130 / 80 - 18
3.00 - 19	49	54	1.60 - 2.15	MH 90 - 19	90 / 100 - 19	90 / 90 - 19	100 / 80 - 19
3.25 - 19	54	54	1.85 - 2.50	MJ 90 - 19	100 / 100 - 19	100 / 90 - 19	110 / 80 - 19
3.50 - 19	57	54	1.85 - 2.50	ML 90 - 19	100 / 100 - 19	100 / 90 - 19	110 / 80 - 19
3.60 - 19	52	54	1.85 - 2.50	MH 90 - 19	100 / 100 - 19	90 / 90 - 19	100 / 80 - 19
2.75 - 21	45	54	1.50 - 1.85	MH 90 - 21	80 / 100 - 21	80 / 90 - 21	90 / 80 - 21
3.00 - 21	51	57	1.60 - 2.15	MH 90 - 21	90 / 100 - 21	90 / 90 - 21	100 / 80 - 21

# Load capacity Charts

## LOAD CAPACITY (kg) FOR "V" - TYRES ABOVE 210 km/h

Tyre Size	Speed_kmh	VMAX	VMAX	220	230	240	250	260	270	280	Inflation pressure (bar)
110/90 - 16 M/C 59V TL	240		243	231	219	207	-	-	-	-	2,9
130/90 - 16 M/C 67V TL	240		307	292	276	261	-	-	-	-	2,9
120/80 - 16 M/C (60V) TL	>240	250	250	238	225	213	200	-	-	-	2,9
150/80 - 16 M/C (71V) TL	>240	250	345	328	311	293	276	-	-	-	2,9
130/90 - 17 M/C 68V TL	240		315	299	284	268	-	-	-	-	2,9
110/80 - 17 M/C 57V TL	240		230	219	207	196	-	-	-	-	2,9
120/70 - 17 M/C 58V TL	240		236	224	212	201	-	-	-	-	2,9
120/70 R 17 M/C 58V TL	240		236	224	212	201	-	-	-	-	2,9
150/70 - 17 M/C 69V TL	240						-	-	-	-	2,9
150/70 R 17 M/C 69V TL	240						-	-	-	-	2,9
160/60 R 17 69V TL	240		325	309	293	276	-	-	-	-	2,9
100/90 - 18 M/C 56V TL	240		224	213	202	190	-	-	-	-	2,9
110/90 - 18 M/C 61V TL	240		257	244	231	218	-	-	-	-	2,9
120/90 - 18 M/C 65V TL	240		290	276	261	247	-	-	-	-	2,9
110/80 - 18 M/C 58V TL	240		236	224	212	201	-	-	-	-	2,9
130/80 - 18 M/C 66V TL	240		300	285	270	255	-	-	-	-	2,9
140/70 - 18 M/C 67V TL	240						-	-	-	-	2,9
150/70 R 18 M/C 70V TL	240		335	318	302	285	-	-	-	-	2,9
100/90 - 19 M/C 57V TL	240		230	219	207	196	-	-	-	-	2,9
110/80 R 19 M/C 59V TL	240						-	-	-	-	2,9
90/90 - 21 M/C 54V TL	240						-	-	-	-	2,9

## LOAD CAPACITY (kg) FOR "V" - TYRES ABOVE 210 km/h

Tyre Size	Speed_kmh	VMAX	VMAX	220	230	240	250	260	270	280	Inflation pressure (bar)
140/80 VB 17 M/C (69V) TL	>240	270	325	309	293	276	260	244	228	-	2,9

## LOAD CAPACITY (kg) FOR "ZR" - TYRES ABOVE 240 km/h

Tyre Size	Pirelli Pattern	Speed_kmh	VMAX	240	250	260	270	280	290	300	310	320	Inflation pressure (bar)
130/70 ZR 16 M/C (61W) TL	Diablo Front	>270	280	257	244	218	193	167					2,9
110/70 ZR 17 M/C 54W TL	Diablo, Diablo Rosso II, Diablo Supercorsa SC	270	270	212	201	180	159						2,9
120/70 ZR 17 M/C 58W TL	Dragon Supercorsa PRO SC, Diablo Supercorsa SC, Scorpion Trail	270	270	236	224	201	177						2,9
120/70 ZR 17 M/C (58W) TL	Diablo, Diablo Strada, Angel ST, Angel ST A	>270	300	236	224	201	177	153	130	106			2,9
120/70 ZR 17 M/C (58W) TL	Diablo, Diablo Rosso II, Diablo Rosso III, Diablo Supercorsa SP, Diablo Supercorsa SP (C), Diablo Rosso Corsa	>270	320	236	224	201	177	153	130	106	83	59	2,9
150/70 ZR 17 M/C (69W) TL	Angel ST	>270	280	325	309	276	244	211					2,9
120/65 ZR 17 M/C (56W) TL	Diablo Corsa III Front	>270	290	224	213	190	168	146	123				2,9
120/60 ZR 17 M/C (55W) TL	Diablo, Diablo Strada, Angel ST, Diablo Rosso II, Diablo Rosso Corsa	>270	280	218	207	185	164	142					2,9
150/60 ZR 17 M/C 66W TL	Diablo Rosso II, Diablo Supercorsa SC	270	270	300	285	255	225						2,9
160/60 ZR 17 M/C 69W TL	Diablo Supercorsa SC, Scorpion Trail	270	270	325	309	276	244						2,9
160/60 ZR 17 M/C (69W) TL	Angel ST, Diablo Strada	>270	280	325	309	276	244	211					2,9
160/60 ZR 17 M/C (69W) TL	Diablo, Diablo Rosso II, Diablo Rosso Corsa	>270	290	325	309	276	244	211	179				2,9
170/60 ZR 17 M/C (72W) TL	Angel ST, Diablo Rosso II	>270	290	355	337	302	266	231	195				2,9
180/55 ZR 17 M/C 73W TL	Diablo Supercorsa SC, Dragon Supercorsa PRO SC, Scorpion Trail	270	270	365	347	310	274						2,9
180/55 ZR 17 M/C (73W) TL	Diablo, Diablo Rosso II, Diablo Rosso Corsa, Diablo Rosso Corsa, Diablo Strada, Angel ST, Angel ST E, Diablo Supercorsa SP	>270	300	365	347	310	274	237	201	164			2,9
190/50 ZR 17 M/C (73W) TL	Diablo	>270	300	365	347	310	274	237	201	164			2,9
190/50 ZR 17 M/C (73W) TL	Diablo Rosso II, Angel ST, Angel ST N, Diablo Corsa III, Diablo Rosso Corsa, Diablo Supercorsa SP	>270	320	365	347	310	274	237	201	164	128	91	2,9
190/55 ZR 17 M/C 75W TL	Dragon Supercorsa PRO SC, Scorpion Trail	270	270	387	368	329	290						2,9
190/55 ZR 17 M/C (75W) TL	Diablo Corsa III, Diablo Rosso Corsa, Diablo Rosso II, Diablo Supercorsa SP	>270	320	387	368	329	290	252	213	174	135	97	2,9
200/50 ZR 17 M/C (75W) TL	Diablo	>270	320	387	368	329	290	252	213	174	135	97	2,9
200/55 ZR 17 M/C (78W) TL	Diablo Supercorsa SP	>270	320	425	404	361	319	276	234	191	149	106	2,9
240/45 ZR 17 M/C (82W) TL	Diablo Rosso II	>270	300	475	451	404	356	309	261	214			2,9
110/80 ZR 18 M/C (58W) TL	Angel ST	>270	280	236	224	201	177	153					2,9
120/70 ZR 18 M/C (59W) TL	Angel ST	>270	300	243	231	207	182	158	134	109			2,9
160/60 ZR 18 M/C (70W) TL	Angel ST	>270	280	335	318	285	251	218					2,9





The rating indicates the maximum speed and load the tyre is homologated for. The indications regarding speed rating and load capacity in the operating manual of the motorcycle must be followed. Tyres fitted on motorcycles must be marked with the same or higher indices. The load and speed indices (SI and LI) are indicated in the technical data for each PIRELLI tyre.

## EXAMPLE

PIRELLI MT 68E: 130/90-17 68 H TL The tyre has a load capacity (68) of max. 315 kg/694 lbs at its permitted max. speed (H) of 210 km/h/130 mph with format inflation pressure.

## LOAD INDEX

LI	Kg.	LI	Kg.	LI	Kg.	LI	Kg.	LI	Kg.	LI	Kg.	LI	Kg.	LI	Kg.
15	69	25	92.5	35	121	45	165	55	218	65	290	75	387	85	515
16	71	26	95	36	125	46	170	56	224	66	300	76	400	86	530
17	73	27	97.5	37	128	47	175	57	230	67	307	77	412	87	545
18	75	28	100	38	132	48	180	58	236	68	315	78	425	88	560
19	77.5	29	103	39	136	49	185	59	243	69	325	79	437	89	580
20	80	30	106	40	140	50	190	60	250	70	335	80	450	90	600
21	82.5	31	109	41	145	51	195	61	257	71	345	81	462		
22	85	32	112	42	150	52	200	62	265	72	355	82	475		
23	87.5	33	115	43	155	53	206	63	272	73	365	83	487		
24	90	34	118	44	160	54	212	64	280	77	375	84	500		

\* = at normal pressure

## SPEED INDEX

Symbol	Max Speed Km/h	Symbol	Max Speed Km/h	Symbol	Max Speed Km/h	Symbol	Max Speed Km/h	Symbol	Max Speed Km/h	Symbol	Max Speed Km/h
F	80	K	110	N	140	R	170	U	200	W	270
G	90	L	120	P	150	S	180	H	210	(W)	over 270
J	100	M	130	Q	160	T	190	V/VB	240		
								(V) (VB)	over 240		

# Technical guide/instruction

## TYRE PRESSURE

Always inflate the tyre to the correct pressure. Be sure to check cold inflation pressure frequently, i.e. once a week.

Although most motorcyclists love to work on their bikes, they seldom remember to check tyre pressures. Correct tyre pressure, however, is critical for safe handling. Overinflation or extreme tyre pressure will impair your riding comfort and decrease the contact of the tyre with the road. Underinflation or too little air pressure will result in poor handling and the bike will be inclined to „wander“. Improper and insufficient tyre pressure will also cause rapid tyre wear, an increase in fuel consumption, lower top speed, and provide less control. Remember to check the inflation pressure of your tyres weekly. **You will find the correct pressure in the operating manual of the motorcycle.**

Use PIRELLI's information only as reference.

Attention: When the recommended pressure has been changed for use off-road (race track, off-road), it must be reset to the correct value before riding on the street.

## CAUTION

To avoid the danger of air leakage, use only balancing weights which are approved by the motorcycle manufacturer, e.g. spoke nipple weights, lead wire or self adhesive rim weights. We do not recommend the use of liquid balancers or liquid balance/sealers. PIRELLI does not guarantee tyres into which these have been injected.

## DIFFERENT CONSTRUCTIONS

We have three distinct construction types: Bias tyres („-“), bias belted tyres („B“), and radial tyres („R“). The tyre's ability to carry side and peripheral forces differs for each distinct construction type. Therefore, a combination of different construction types can influence the motorcycle's performance. Only the tyre combinations listed in the motorcycle manufacturers fitment charts are allowed.

## DIFFERENT PATTERNS

PIRELLI offers both front and rear tyres in different profiles and for different types of use, so that the front and rear tyres can complement each other. It is not allowed to fit, for example, a street tyre with an off-road tyre.

## DYNAMOMETER USE

Dynamometer measurements place extreme loads on tyres. It's possible that damage, often invisible, can be caused during the testing which can lead, under certain conditions, to a failure later. Motorcycle tyres that have been used on a dynamometer must not be used later on the road.

## FRONT AND REAR BRAND

Using different brands of front and rear tyres simultaneously may cause problems. Regrettably, we cannot test PIRELLI tyres in combination with all our competitors' tyres, and therefore, we urge you - for safety reasons - to use PIRELLI tyres on both the front and rear.

## LIQUID SEALANTS

We do not recommend the use of liquid sealants. Liquid sealants are a form of temporary repair which can adversely affect ply material and hide any secondary damage caused by the penetrating object.

## LOAD CAPACITY

Tyres are offered in different load carrying capacities. It is extremely important not to exceed the max. load rating. You must take the weight of the motorcycle, the weight of any optional equipment, as well as the weight of a passenger and the total has not to be higher than the approved tyres load capacity indicated by the motorcycle manufacturers. A tyre's load carrying ability can be reduced by underinflation.

## NEW TYRES - NEW TUBES

PIRELLI tubes fit with PIRELLI tyres. Tubes are a vital part of the tube-type wheel assembly. They should be handled with care. A new tube should be fitted at the same time that a new tyre is fitted. An old stretched tube fitted into a new tyre, can cause it to crease and fail. Always make sure that your tyre size is printed on the tube, thereby ensuring that you have the correct tube size.

## NEW TUBELESS TYRES - NEW VALVES AND VALVE STEMS

When fitting a new tubeless tyre onto the tubeless-type rim of your motorcycle you should always use a new valve. We highly recommend this because the body of valves used in tubeless rims are made out of a rubber material, which will harden and age with the time. The aging and hardening process is accelerated when the valve comes into contact with oil, ozone and other hostile elements. When braking or accelerating, the valve is bent by dynamic forces. An old valve could brake under such forces and cause a sudden air loss. PIRELLI recommends the use of short valve stems. A high speeds the strong centrifugal forces work on the valve and the tension of the spring. The air pressure is not sufficient to keep the valve closed. Due to smaller mass of short valve stems (compared to long valve stems) the valve remains closed at high speeds.

## PIRELLI TUBELESS TYRES

When installing a tube in a PIRELLI tubeless tyre, never tighten the valve stem lock nut until the tyre is properly seated and inflated to the proper riding pressure. Whenever you install a tube, be sure not to pinch the tube and remember to dust the tube with talcum powder. Always use a valve cap.

## RADIAL TYRES

The fitment of tubes in radial tyres is possible under certain specific conditions. You will find the correct indications in the operating manual of the motorcycle. It is not recommended to fit a tube in a Radial Tubeless tyre marked "ZR".

## REPLACING A WORN TYRE

Remember, precise matching of front and rear tyres is necessary to obtain optimum performance and handling. When fitting a new front tyre, check the wear on the rear tyre. A new front tyre combined with worn rear tyre may cause instability. Please bear in mind that many other factors can affect the handling of a motorcycle, including the weight and height of the rider, and the addition of luggage of fairings. Please consult the motor-cycle manufacturer before making non standard modifications.

## RIMS

The section „Technical Data“ informs about all the permitted rims for that size; the one written in bold is the suggested one. Motorcycle tyres must be fitted to motorcycle rims only. New tyre marking description foresees the M/C symbol on the sidewall to identify tyres that can be fitted on motorcycle rims only. The correct rim width is important for handling characteristics and stability. Fitting a tyre to a too narrow or wide rim changes the tyre profile and gives a negative effect to the overall tyre performance.

## RUN-IN

In order for your new tyres to provide optimum performance, all new tyres should be ridden very cautiously for the first 100-200 kms.

Immediately after new tyres are mounted, sudden acceleration, heavy braking, and hard cornering must be avoided until the 100-200 Kms run-in period is completed.

## SPEED RATINGS

The speed index (SI) indicates the maximum speed the tyre is homologated for. Even if PIRELLI tyres allow high speed performance ability, we do not recommend the use of any of our products in excess of legal speed limits. Tyres can have the same pattern and size, but a different speed rating, this is due to the tyre construction and therefore they will perform differently. When selecting your new PIRELLI motorcycle tyres, be sure to choose the right speed rating. Before buying, consult the fitment chart and the technical data in your PIRELLI manual or call us directly.

Maximum speed capability varies from size to size, but is always equal to or greater than that of the original equipment tyres when fitted in accordance with PIRELLI recommendations.

The use of a tyre with a higher speed rating (e.g. "H" instead of "S") is allowed only if it listed in the fitment chart. Especially in cases where the speed rating exceed 210 km/h, the PIRELLI recommendations must be respected

## SUFFICIENT CLEARANCE

Before installing wheels/tyres onto your motorcycle be sure to check clearances. Indicated sizes will vary between brands and models. Remember to consult the motorcycle manufacturer before you decide to mount sizes other than those specified in this booklet. The physical dimensions must provide for adequate clearance fenders, swing arm etc. If you increase the tyre size, it may be necessary to increase the width of the rim as well. If you increase the tyre size and/or rim width, it is very important to rotate the wheel and examine it closely for ample clearance. Please refer to our „technical data“ section for more information on the dynamic radius of the tyre.

## TUBELESS TYRES

Tubeless tyres require a special bead seat, because the beads have to form an airtight seal on the rim. Not all cast wheels, aluminium or magnesium, are suitable for tubeless tyre fitment. Do not mount tyres without tubes, unless the wheel manufacturer recommends it. If a tube is inserted, it is then possible to fit a tubeless tyre to a tubetype rim.

## TYRE MOUNTING - IMPORTANT INFORMATION WARNING

Tyres are only to be used on vehicles for which motorcycle tyres were originally approved by the manufacturer. Any other use can be dangerous. Check if the tyre has directional arrows. If it does, you must mount the tyre so that the arrow points in the direction of rotation. Some PIRELLI tyres have a red dot on the side wall. This indicates the lightest point, and should be positioned next to the valve. To seat the bead please use tyre mounting lubricant or soapy water, remove the valve stem core and inflate the tyre. For safety reasons do not inflate motorcycle tyres to more than 40 psi (2,8 bar); for scooters tyres do not exceed 150 % of the indicated maximum pressure. Be sure to reinstall the valve stem core and inflate the tyre/tube to the recommended riding pressure. Check the bead control lines for proper seating. If the beads are not properly seated, you will have to deflate the tyres/tubes and repeat the above procedure.

## TREAD DEPTH

Legally the tyre has to be changed accordingly to the national law. PIRELLI recommends changing tyres when the remaining tread depth is below 2 mm.

## REGROVING

It is not permitted to regrove or cut the tread pattern of motorcycle tyres, as this might affect negatively the riding performance and safety.

## Technical guide/instruction

### TYRE REPAIR

Tubeless tyres: Due to the specific regulations of different national governments, we can not give a general recommendation regarding tyre repair.

Please refer to your distributor for information on your country's regulations. In case you are allowed to repair a tyre, we recommend that you repair only small punctures which are restricted to the tread area, by using a mushroom head type plug. The repairer is solely responsible for the repair and any instructions given to the user concerning the repaired tyre. Repaired tubeless tyres should never be used with a tube. Tubetype tyres: Tube repair is not permitted. Punctured tubetype tyres must have a new tube fitted. If punctured, in addition to having the replaced, the tyre and the rim have to be inspected by an expert. The puncture in the tyre should be repaired by a local vulcanisation, executed by a tyre repairer, so as to prevent moisture from attacking the tyre casing. The repairer is solely responsible to the user for the repair and any inspection of the repaired tyre.

### TYRE SELECTION

When choosing your new PIRELLI motorcycle tyres, you must make sure that they meet the requirements of your motorcycle and that they are suitable for the types of road you intend to ride on.

### VALVE CAPS

Centrifugal forces work on the valve stem. At high speeds they have the same effect as pushing on the valve with your finger. The tyre can deflate. The valve cap is the only part preventing it. Normally this phenomenon happens only at very high speeds. But an old or low quality valve stem can open at speeds lower than 200 km/h. Therefore the cap should always be tightly closed.

PIRELLI suggests the use of airtight metal caps with rubber seal.

### VEHICLE FITMENT AND SIZE MATCHING

When choosing tyres always make sure that the selected tyres matches the sizes, load capacity and speed index of the homologated tyre recommended by the vehicle manufacturer:

- Load and speed index must not be lower as indicated in the operating manual of the motorcycle.
- When fitting a new tyre check that there is no interfering with any mechanical parts of the vehicle especially at different running conditions.

### NOTE:

Variations of tyre size from those indicated by vehicle manufacturers, even if technically possible, must be in accordance with existing local regulations.

### WHEEL ALIGNMENT

Be sure to align your wheels every time the rear wheel is removed or the chain adjusted. Every rotation of an incorrectly aligned wheel results in additional tread wear, decreases tyre mileage, and affects steering and cornering.

### WHEEL BALANCING

Elastic bodies like tyres, cannot be constructed in a perfect, circular form, with perfect balance. Therefore, be sure to balance a new tyre after installing it. There are two ways to balance a tyre: static and dynamic balancing. Static balancing can be performed without rotating the wheel, and also measures the deviation of masses with respect to the wheel's center plane. PIRELLI recommends dynamic balancing for rims over 2,5 inches in width.



# Storage instructions

## RECEIPT OF TYRES – AREA OF CONSERVATION

In bad weather conditions, unloading at the time of receipt must be carried out in a covered area; in any event, if water is found inside the tyres, this must be removed immediately.

Unloading must not be carried out by dropping the tyres or by any other method which could damage the quality or visual aspect of the tyres. Tyres must not be moved by inserting the forks of a fork lift truck through the center of a tyre which could damage the bead area.

Tyres must be stored inside a clean, dry and ventilated area, protected from direct sunlight or other source of artificial light (illumination must be realized with lamps of low ultraviolet and infrared emission).

In the case of temporary external storage, the tyres must be covered (eg. with an impermeable opaque material) and protected from contact with water and humidity.

## TEMPERATURE

The storage temperature must be less than 35°C and preferably less than 25°C. A temperature greater than 50°C, especially if stock rotation is not sufficient, can result in accelerated forms of deterioration, such as to reduce the duration in use of the tyre. Avoid contact with heaters and radiators. Very low temperatures in the storage area are not in themselves damaging, but can provoke rigidity of the tyre. In this case, they must not be deformed during movement or fitting. If they are destined to be used immediately they are released from storage, it is necessary to keep them for a few hours in an area with a temperature of approximately 20°C.

## OXYGEN, OZONE AND CHEMICAL SUBSTANCES

Appliances which generate ozone must not be introduced into the storage area, also gas and vapors from combustion which can generate ozone via photo-chemical processes must be excluded from the area.

Neither the area or the equipment in the storage location must present traces of solvents, inflammable materials, lubricants, chemical products, acids, disinfectants, rubber solutions, etc. which could prejudice not only the visual aspect but also the characteristics of the product.

## DEFORMATION

Tyres must not be submitted to any deformation due to tension or compression.

## CRITERIA FOR STORAGE

### Storage for long periods

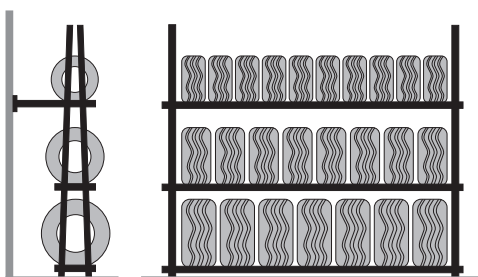


Fig. 1

The best method for storage is vertically in rows of one tyre high, on racks, positioned at least 10 cm from ground level, with the sidewalls positioned vertically, so that the profile is not altered (fig.1).

The vicinity or stacking of other racking or pallets must not deform the profile of the tyres. The number of tyres per row must be such as to not compromise the sidewalls.

### Short term storage

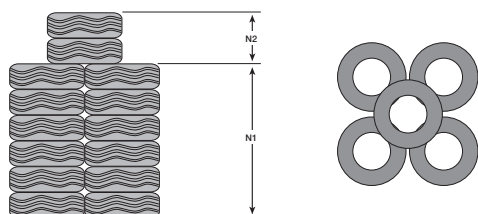


Fig. 2

Up to 4 weeks, tyres can be stored in stacks, one on top of the other, preferably on a fixed rack or on stackable pallets, periodically reforming the stack inverting the order of the tyres.

In all cases when tyres are stored in stacks, it is necessary to ensure that there is no partial misplacement from the vertical plane, in order to avoid any permanent deformation of the lower tyres in the stack.

## INNER TUBES AND VALVES

Whether inner tubes are supplied by the producer in single boxes, large boxes or wrapped in plastic film, it is always preferable to maintain the original packaging.

In alternative they can be stored also slightly inflated, inserted within the tyre, or piled deflated, up to a maximum height of 50 cm, on racking shelves with a closed base, accurately avoiding that the valve can damage the surface of the tube when squashed under the pressure of their own weight.

Ensure that the tubes do not overlap the edge of the plane on which they are stored to avoid accidental laceration.

It is not recommended to store on slatted pallets because the pressure applied to the tubes will not be uniform..

Do not hang inner tubes during storage.

Valves should be stored in their packaging in a clean, well ventilated and dry location.

## FLAPS

Flaps should preferably be placed within the tyre together with the inner tube. If they are stored separately, they should be placed horizontally, in a pile on a shelf, protected from dust, grease, humidity, ozone and direct sunlight.

To avoid deformation and stretching they must not be hung up in any way.

## STOCK ROTATION

The storage location must be organized in such a way as to guarantee constant stock rotation, limiting to the minimum the storage period of the tyres. Products which enter storage first must be the first to leave. First in, first out.

# The Motorcycle Tyre

## STRUCTURE AND CONSTRUCTION PRINCIPLES

As motorcycles have existed for over 100 years now their appearance has changed enormously. Modern Superbikes of the 90 have a little in common with the bicycle type constructions of early motorcycles. Only one part - the motorcycle tyre - has apparently remained the same to a lot of outsiders. It is only round and black!

But that is not all. The modern radial tyres of PIRELLI are high-tech products and only the name motorcycle tyre and the black colour have anything in common with the tyres of 100 years ago. Below you will find the various construction principles PIRELLI use today.

Each tyre, street, on-/off-road, moto cross, or scooter, has in general the following construction characteristics:

### TREAD PATTERN AND COMPOUND

The tread pattern is the outer part of the tyre, in contact with the road.

The profile and rubber compound are chosen based on the use of the tyre. The rubber compound especially, requires a high level of experience and technical know-how. In general it can be said that with a harder rubber compound mileage increases, and grip decreases. The softer the rubber compound, the more grip a tyre has, but the mileage is reduced.

### SIDEWALL

The sidewall is the „name plate“ of a tyre. The combinations of numbers and letters indicate not only the name of the tyre but also the maximum speed and load allowed. In the transmission of circumferential and side forces, as well as bump absorption the side wall plays an important role.

### CARCASS

The carcass is the basis of the whole system and gives the tyre its form. The materials used are one or more plies of Nylon or Rayon or Polyester. The main function of the carcass is to provide a flexible driving forces from the bead to the tread.

### BEAD

This is the component by which the tyre is fitted on the rim. It is reinforced by steel cores coated in rubber. They aid in transmitting the accelerating and braking torques, as well as to mechanically connect the tyre to the rim and to ensure against loss of inflation pressure.

## THE MOST POPULAR MOTORCYCLE RIMS

### Tube type WM

WM Contour.

Suitable for all PIRELLI tyres either tube or tubeless type.

Always a PIRELLI tube has to be used (even for tubeless tyres).

When using a tube in a PIRELLI tyre it has to be a PIRELLI tube.

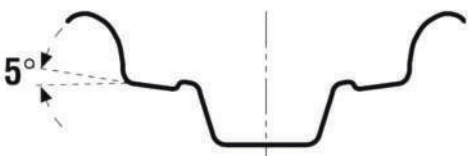


### MT H2 Contour

MT H2 Contour.

Suitable for all PIRELLI tyres either tube or tubeless type.

Recommendations of the bike manufacturer have to be observed.



When using a tube in a PIRELLI tyre it has to be a PIRELLI tube.

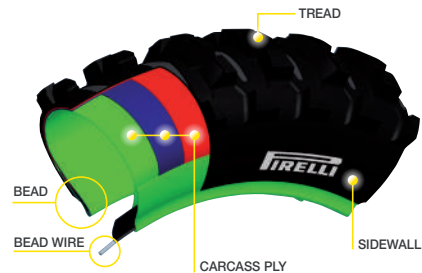
When using a tube in a PIRELLI tubeless tyre it has to be a PIRELLI tube.

When using a tube in a PIRELLI tubeless tyre it has to be a PIRELLI tube for all types of rims.

**CAUTION: Maximum speed for "V" rated tubeless tyres used with a tube is 230 Km/h.**

## DIFFERENT CONSTRUCTION

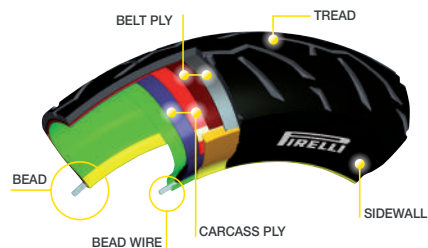
### CROSS PLY CONSTRUCTION



Also indicated as conventional or x-ply tyre. Depending on the different speed and load specifications, the tyre carcass is structured using two or more overlapping layers.

Each layer is made of rubber coated textile cords and the overlap angle is designed in order for the tyre to conform with the required dynamic characteristics.

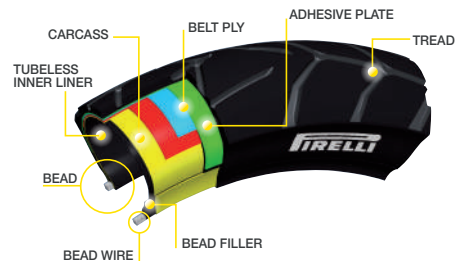
### BIAS BELTED CONSTRUCTION



The structure consists of a conventional carcass and a belt made of two or more crossed layers. The difference between the carcass and the belt is determined by the different goals they are designed to fulfill and consequently different materials are used in the construction.

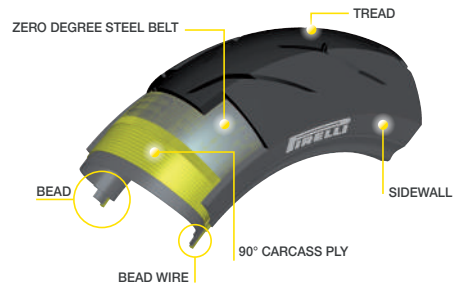
The belt is made mainly from Aramide and its function is to reduce the dynamic deformation caused by centrifugal forces, while the carcass provides the tyre with its stiffness and load carrying capacity.

### RADIAL CROSS BELTED



The main difference from the bias-belted construction is the structure of the carcass in this case is radial. This means that its cords are wrapped radially around the tyre, from one bead to the other, giving big advantages in terms of cornering stability, reduced weight and high-speed performance.

### RADIAL CARCASS WITH ZERO DEGREE STEEL BELT



The patented technology enables the structure of both front and rear tyre to be achieved using a radial carcass and a single layer belt made of steel. Depending on the rolling direction of the tyre, the belt is wound circumferentially around the carcass giving an angle close to 0°.

The advantages of the use of steel are its extremely high rigidity and the possibility to tune the winding spacing thus differentiating the stiffness distribution from shoulder to crown.

# Tyre markings



- |  |   |
|--|---|
| <p><b>1</b> <b>MANUFACTURER NAME</b><br/>Brand name and registered trademark</p>   | <p><b>4</b> <b>PRODUCTION DATE</b><br/>i.e. 0310<br/>First 2 digits - week<br/>Last 2 digits - year</p>   |
| <p><b>2</b> <b>NAME OF PRODUCT LINE</b></p>  | <p><b>5</b> <b>HOMOLOGATION NUMBER</b><br/>According to ECE R 75</p>  |
| <p><b>3</b> <b>SIZE</b><br/>i.e. 180/55 ZR 17 M/C (73W) TL<br/>180/55 - Nominal section width (mm)<br/>ZR - tyre construction Technology<br/>("-" bias, "B" bias belted, "R" radial)<br/>17 - Rim diameter (inches)<br/>M/C - Type for motorcycle only<br/>(73W) - Load and speed index code<br/>TL - TUBELESS - Tyre without tube</p> | <p><b>6</b> <b>SPECIFICATION</b><br/>Specification of the number of plies used for carcass and belt;<br/>and the correspondent material used</p>  |
|  | <p><b>7</b> <b>DOT - ABBREVIATION OF "DEPARTEMENT OF TRANSPORTATION"</b><br/>Serves to indicate that the tyre conforms to the regulations issued<br/>by the Transport Depts of USA and Canada</p> |

**OTHER MARKINGS:**

**Arrow** = The arrow indicate the direction of rotation of the tyre according to the fitting position (front – rear)

**EX** = Code identifying the country where the tyre has been homologated

**TT** = Tubetype. This tyres must have a tube installed.

**TWI** = Tread wear indicator indicates minimum level of tread depth.

**NHS** = Not for Highway service. Motorcycle tyres with this marking are only for racing or off road purposes and cannot be used on public roads.





**PIRELLI**

**ABLO** **PIRELLI** **DIA**







POWER IS NOTHING WITHOUT CONTROL